EnSky Series

Indoor Managed Access Points

Flexible, Reliable, and Secure in-room Wireless Connectivity

EnGenius EnSky Indoor Access Points provide wireless connectivity that's flexible, scalable and reliable for indoor applications. The powerful, business-class performance of access points are suitable for small to mid-size businesses who are looking for ultra-fast indoor Wi-Fi access.

Increase User Capacity & Maximize Network Bandwidth

Support heavy-use environments like campus libraries and busy multi-floor offices with 11ax performance. More devices can be used simultaneously with less latency.

Flexible Power Options with Power-over-Ethernet

Flexible AP placement is possible with PoE support. Deploy APs on ceilings or in other locations even where power outlets are scarce. Connect and power APs via Ethernet cables on 802.3at/af PoE-capable switches, or with a PoE adapter from up to 328 feet from the power source.

Reliable Connectivity & Network Protection

Ensure seamless, reliable connectivity for users and efficiently steer dual-band clients to the less congested 5 GHz band.Establish guest networks to prevent guest users from accessing network files or devices and segment user groups for increased security and bandwidth control.

Features & Benefits

- Supports standards up to 802.11ax and backward compatible with 11ac/a/b/g/n
- The latest Wi-Fi 6 technology features high-capacity, high-efficient, and enhanced performance
- Tri-radio & dual-radio MU-MIMO improves performance, expands capacities
- 802.11ax adopts OFDMA for more efficient channel use and lower latency
- Beamforming technology of 11ax and 11ac optimizes signal reception & reliability.
- Remotely manage 1-10000+ APs via ezMaster™
- No access point licensing or subscription fees
- PoE-compliant ports expand deployment & power options
- Low-profile ceiling, wall-mount & wall plate designs for flexible deployments
- Mesh wireless support simplifies setup, optimizes signals & self-heals (select models)



Indoor Access Points Feature Highlights

The Future-Proof Next-Gen Wi-Fi 6

The new 802.11ax (Wi-Fi 6) technology builds upon real-world deployment of 11ac. As next-generation Wi-Fi, 11ax is no longer just about speeds but also about stronger, steadier, and more efficient wireless connections.

Ultra-Fast Connecting Speeds

EnGenius Access Points deliver the highest available speeds for Wi-Fi connectivity devices. Beamforming technology focuses signals directly to client devices, providing optimal, reliable reception even in densely crowded environments. Four spatial streams and dual-concurrent MU-MIMO radio operation sends beams to multiple users simultaneously, creating increased network capacity.

EnSky Series

Flexibility in Deployment

EnSky's versatile line of high-performance, managed, indoor ceiling- and wall-mount access points range from single-band 11n to high-capacity 4x4 11ax models. Wall plate models serve as all-in-one communication "hubs" for in-room wireless connectivity. Configure APs individually as stand-alone units, centrally managed via SkyKey controller or ezMaster software.

Protected by Advanced Encryption

With EnSky APs, your network is protected from attacks at multiple levels through advanced wireless encryption standards such as Wi-Fi Protected Access Encryption and authentication. Network threats are quickly detected and avoided through rogue AP detection, email alerts and real-time wireless invasion monitoring, allowing for immediate action to divert network hacks and other security threats.

Secure Guest Networks

Organizations that offer Internet access to patrons or visitors— notably hotels, retail shops and restaurants—will appreciate EnSky's guest network capabilities. Establish a secure guest network that blocks access to main corporate computers. Create separate Virtual LANs for increased security, network reliability and bandwidth conservation.

EnSky Series

Simplified Deployment & Provisioning

In combination with SkyKey and ezMaster Network Management, EnSky APs are automatically discovered and provisioned. One-click individual or bulk configurations and upgrades save time. In addition, these access points are quickly and easily deployed and operated by users with limited networking experience.

Power-over-Ethernet Convenience

EnSky access points support 1 or 2.5 Gigabit (Wi-Fi 6 series) PoE ports, enabling placement in discreet locations where power outlets are scarce or unavailable. Power the access points through a connected Ethernet cable directly to a Managed Gigabit PoE Switch or with a PoE adapter up to 328 meter from the power source.

Optimize Connectivity with Mesh Technology

Utilize mesh access point mode on select EnSky APs for retrofit or new install applications where wire runs are not possible. Mesh's smart sensing technology adds devices quickly, optimizes routes between APs, and automatically self-heals the network in the event an AP should ever lose connection.

On-Premises Management Platform

EnGenius EnSky's on-premises network management platform consists of SkyKey hardware and ezMaster management software. The platform empowers you to monitor, manage, and troubleshoot an indoor network locally or remotely. The plug-and-play SkyKey controller can manage up to 100 EnGenius access points or switches directly with built-in ezMaster software. ezMaster empowers you to setup and maintain multiple customer sites to save time and reduce the operational costs of site visits. You can manage up to 10,000 devices.

EnSky
Series

Extend Wi-Fi coveragewithout cabling hassles



Smart webbing by Enterprise-grade Meshhassles

EnSky
Series

Smart healing when a wireless linkis lost

EnSky
Series

Smart routing for consistently high quality

Access Points Comparison Table

	Ceiling			
				
Models	**EWS330AP**	**EWS355AP**	**EWS360AP**	**EWS385AP**
Wi-Fi Standard	802.11a/b/g/n/ac Wave 2	802.11a/b/g/n/ac Wave 2	802.11a/b/g/n/ac	802.11a/b/g/n/ac Wave 2
Radio	2.4 GHz & 5 GHz	2.4 GHz & 5 GHz	2.4 GHz & 5 GHz	2.4 GHz & 5 GHz
Max. Data Rate on 2.4 GHz	400 Mbps	400 Mbps	450 Mbps	400 Mbps
Max. Data Rate on 5 GHz	867 Mbps	867 Mbps	1,300 Mbps	867 + 867 Mbps
Radio Chains/ Spatial Streams	2 x 2:2	2 x 2:2	3 x 3:3	2 x 2:2
Transmit Power on 2.4GHz	26 dBm	23 dBm	28 dBm	20 dBm
Transmit Power on 5GHz	25 dBm	23 dBm	28 dBm	20 dBm
Antenna on 2.4GHz	2 x 5 dBi (2.4 GHz)	2 x 5 dBi (2.4 GHz)	3 x 3 dBi (2.4 GHz)	2 x 5 dBi (2.4 GHz)
Antenna on 5GHz	2 x 5 dBi (5 GHz)	2 x 5 dBi (5 GHz)	3 x 5 dBi (5 GHz)	2 x 6 dBi (5 GHz)
Power-over-Ethernet	802.3af/at	802.3af/at	802.3at	802.3af
Ethernet Ports	1 x 10/100/1000 Ethernet Port	1 x 10/100/1000 Ethernet Port	1 x 10/100/1000 Ethernet Port	2 x 10/100/1000 Ethernet Ports
Dimensions	Φ132 x 37 mm	162 x 162 x 42 mm	162 x 162 x 42 mm	200 x 200 x 45 mm
Operating Temperature	0°C to 40°C	0°C to 40°C	0°C to 40°C	0°C to 40°C
Mounting Type	Ceiling / Wall	Ceiling / Wall	Ceiling / Wall	Ceiling / Wall
Operating Modes	AP/Mesh/WDS AP/WDS BR/ Repeater	AP/Mesh/WDS AP/WDS BR/ Repeater	AP/Mesh/WDS AP/WDS BR/ Repeater	AP/Mesh/WDS AP/WDS BR/ Repeater
Mesh Technology	v	v	v	v
MU-MIMO	v	v	-	v
Beamforming	v	v	-	v
On-premise management (ezMaster)	v	v	v	v
Mobile app (EnWiFi App)	v	v	v	v

*Models vary depending on the region.

Access Points Comparison Table

		Ceiling	Wall Plate
			
Models	**EWS357AP**	**EWS377AP**	**EWS550AP**
Wi-Fi Standard	802.11a/b/g/n/ac/ax	802.11a/b/g/n/ac/ax	802.11a/b/g/n/ac Wave 2
Radio	2.4 GHz & 5 GHz	2.4 GHz & 5 GHz	2.4 GHz & 5 GHz
Max. Data Rate on 2.4 GHz	574 Mbps	1,148 Mbps	400 Mbps
Max. Data Rate on 5 GHz	1,200 Mbps	2,400 Mbps	867 Mbps
Radio Chains/ Spatial Streams	2 x 2:2	4 x 4:4	2 x 2:2
Transmit Power on 2.4GHz	22 dBm	23 dBm	21 dBm
Transmit Power on 5GHz	22 dBm	23 dBm	20 dBm
Antenna on 2.4GHz	2 x 3 dBi (2.4 GHz)	4 x 3 dBi (2.4 GHz)	2 x 4 dBi(2.4 GHz)
Antenna on 5GHz	2 x 3 dBi (5 GHz)	4 x 3 dBi (5 GHz)	2 x 6 dBi (5 GHz)
Power-over-Ethernet	802.3af/at	802.3at	PoE: 802.3at PSE: 802.3af
Ethernet Ports	1 x 10/100/1000 Ethernet Port	1 x 10/100/1000/2500 Ethernet Port	3 x 10/100/1000 Ethernet Ports
Dimensions	160 x 160 x 27 mm	205 x 205 x 33 mm	188 x 125 x 26 mm
Operating Temperature	0°C to 40°C	0°C to 40°C	0°C to 40°C
Mounting Type	Ceiling / Wall	Ceiling / Wall	Wall Plate
Operating Modes	AP/Mesh/WDS AP/ WDS BR/WDS STA	AP/Mesh/WDS AP/ WDS BR/WDS STA	AP/Mesh/WDS AP/WDS BR/ Repeater
Mesh Technology	v	v	v
MU-MIMO	v	v	v
Beamforming	v	v	v
On-premise management (ezMaster)	v	v	v
Mobile app (EnWiFi App)	v	v	v

*Models vary depending on the region.

Software Lists

Access Points

Operating Models

Access Point
In Access Point Mode, AP behaves likes a central connection for stations or clients that support IEEE 802.11ax/ac/a/b/g/n networks. The stations and clients must be configured to use the same SSID (Service Set Identifier) and security password to associate with the AP. The AP supports up to eight SSIDs per band at the same time for secure access.

Client Bridge
The Access Points can be used as a centralized Access Point with which other EnGenius Wireless Client Bridges can associate; leveraging the long-range capability of their internal high-gain directional antennas, resulting in a very cost-effective solution to expand a company network over a multiple building campus.

WDS AP
This operating mode allows wireless connections to the Access Point using WDS technology. In this mode, configure the MAC addresses in both Access Points to enlarge the wireless area by enabling WDS Link settings.

WDS Bridge
In WDS Bridge Mode, the Access Points can wirelessly connect different LANs by configuring the MAC address and security settings of each device. Use this mode when two wired LANs located a small distance apart want to communicate with each other. The best solution is to use the Access Point to onnect two wired LANs, as shown in the following diagram.

Mesh Mode
Regular scanning signal level of an environment to provide parameters for performing Auto Transmit power and auto channel.

Exquisite RF Management

Auto Transmit Power
Automatically adjust power level when EnGenius Access Points operate wireless communication service under an environment.

Auto Channel
Automatically assign a clearly channel to perform RF transmission under a pervasive environment.

Bandwidth Selection
Choose bandwidth of channels, the widely bandwidth will carry more data to enhance the transmission throughput.

Transmit Power Configuration
Configure the Transmit power to the proper value for optimizing your network.

Fast Roaming (802.11k)
Collect the parameters of neighborhood Access Points to find the optimal AP.

Fast Roaming (802.11v)
Cognize the signal strength of client devices under each to steer these client devices to one of Access Points if signal level is less than the default value of AP systems.

Band Steering
Steer client devices to a proper frequency band for getting more bandwidth and speed under an Access Point. The change will improve overall performance.

Discard Legacy clients
Discard legacy 11 a/b/g client to prevent the slowing down performance of an Access Point. The action can let Access Point carry more client devices under a pervasive
environment.

Disable 11ax transmission on 2.4GHz
Disable 11ax 2.4GHz wireless mode; the setting will be allowed client devices to associate with an Access Point throughout 11b/g/n mode.

Bit Rate Control (Min. Bit Rate)
An administrator can improve the performance of client devices on the 2.4 GHz and 5Ghz band via disabling lower bitrates on both radios. Setting the higher bit rate can be reduce the loading of Access Points and overall network, as well as improve performance on seamless roaming.

Optimize Performance

Quality of Service
Compliance with IEEE 802.11e standard
Prioritizes voice over data for both tagged and untagged traffic
Transmit video, voice and data at the same SSID

Power Save Mode (UAPSD)
Some client devices are enabled UAPSD as defaulted for saving their power. Under UAPSD, AP will keep the connection with client devices and without further transmission. When client devices send the request to AP, AP will start to transmit data. The U-APSD will be benefited for VOIP device to save power.

Pre-Authentication
Compliance with 802.11i &11x

PMK Caching
Compliance with 802.11i
If wireless client devices have authenticated to an access point, it does not perform a full authentication exchange when client devices roaming between access points.

Fast Roaming (802.11r)
Use a Fast Transition key to handover between Access Points. The behavior will assist client devices move from an AP to one of APs seamless under the same wireless network.

Multicast to Unicast Conversion
Using the IGMP protocol, an access Point delivers high definition content to a large number of clients simultaneously.

Easy to Management

Multiple SSIDs
Each radio interface is supported 8 sets of SSIDs for networking client devices independently. Before performing advanced functions, users can consider enable either 2.4GHz or 5GHz radios, and both radio simultaneously.

Guest Network (Only in Stand-alone mode)
Isolate each client for avoiding an unnecessary touch, leaking sensitive data, and enhancing Internet security and reliability.

VLAN Tag
Independent VLAN setting can be enable or disable. Any packet that enters the Device without a VLAN tag will have a VLAN tag inserted with a PVID (Ethernet Port VID).

VLAN Per SSID
Integrate VLAN ID with a SSID interface to forward packets over the defined path.

Management VLAN
Feature is enabled with specified VLAN ID, the device will only allow management access with the same specified VLAN ID from remotely location by using protocols such as telnet, SSH, snmp, syslog etc.

Traffic Shaping
Controls the bottle of bandwidth to offer the limited bandwidth for an individual SSID or each client per Access Point.

MAC Address Filtering
Filter up to 32 sets MAC addresses per SSID

E-Mail Alert
Provides a network monitoring tool for administrators to stay informed the configuration change.

Finger Printing
The value added solution collects information of client devices including name of devices, IP address, MAC address, Operating system version, transmitting and receiving data, and signal level.

Save Configuration as Users Default
Save the customized configuration as default value. The saved default value will be resumed when pushing HW reset button or via web UI.

Scheduler AP/SSID Interfaces
Perform a regular reboot on access point at assigned schedule
Perform it to enable or disable SSIDs of 2.4GHz or 5GHz interfaces from a period time. The change can save power of the AP.

Easy to Management

SNMP &MIB
v1/v2c/v3 support
MIB I/II, Private MIB
CLI supported

RADIUS Accounting
Help operators to offload 3G to Wi-Fi seamlessly

Wireless Clients list
Provide the list to display real status of wireless client devices on this Access Point.

Hotspot 2.0
This function will allow client devices to discover wireless Access Point under an environment and to automatically exchange data for getting authorization on accessing Internet when roaming between Access Points.

Comprehensive Protection

Wireless Encryption Standard
EnGenius supports the securable encryption including WPA2, WPA3 and OWE.

Hide SSID in beacons
Enable the hidden SSIDs function will let SSID invisible under SSIDs list when client devices seek to find the SSID.

L2 Isolation
Block the communication between the associated clients to communicate with other clients from all hosts on the same subnet.

HTTPS
A secure communication protocol can be enabled to allow secure management web access over a computer network.

SSH Tunnel
A secure communication protocol can be enabled to allow secure remote shell access or command execution.

ezMaster

Controlling capability

Managing Qty of Devices
Maximum 1,000 pcs of EnGenius Access Points and switches when operating under VM platform.
Maximum 10,000 pcs of EnGenius Access Points and switches when operating under AMI platform.

Dashboard

Managed Access Points / Switches
Users can realize status of Access Points and Switches

System Resource Usage
CPU: Usage (%) of CPU for this ezMaster
Memory: Usage (%) of Memory for this ezMaster
Disk: Usage (%) of Disk for this ezMaster

System Overview
Users can realize ezMaster software version on this instance

Recent Projects
Updated or revised projects are listed in the right side bar.

Global Settings

Account Management (Multi-Tenant)
Admin: A supervisor user can be considered as a master which can implement any managerial behaviors to your ezMaster.
Users: Admin can assign one of users to a project. Users can edit, manage, remove, add devices, and block/allow client devices to access Internet.
Managers: Admin can assign one of users to a project. Managers can edit, manage, remove devices, and block/allow client devices to access Internet.
Guests: Master can assign one of guests to a specified project. Under this project, a guest can review any information, except for configuration.

E-Mail Alert
Provide a network monitoring tool for administrators stay informed the configuration change.

Backup/Restore
Backup overall setting of an ezMaster account. Users can restore this settings/configuration to one ezMaster easily.

Reboot/Reset
Select to reboot or reset your ezMaster VM under your application platform.

Background Scanning
Regular scanning signal level of an environment to provide parameters for performing Auto Transmit power and auto channel.

Diagnostic
Enable this function to detect the connecting status of this ezMaster.

Auto Transmit Power
Automatically adjust power level when EWS access points work at an environment.

Auto Channel
Automatically assign a clearly channel to perform RF transmission under a pervasive environment.

Software Update
Update ezMaster throughout manually update
Update ezMaster throughout one-click-update function

Inventory
Put AP to the inventory list before managing. You can choose either ways to add AP into your inventory,
A)Manually Insert MAC and checkcode for putting devices into inventory.
B)Import csv file to inventory. The csv file will be contented the MAC list of devices and checkcode.

Scheduler Settings
Reboot: Reboot Access Points under a project at a time for every weeks or specified days.
Scheduler for SSIDs: Enable this function to allow one of SSIDs for enabling/disabling during a session or days of week.

Finger Printing
The value added solution collect information of client devices including name of devices, IP address, MAC address, Operating system version, transmitting and receiving data, and signal level.

Cluster Setting (Group Setting)

SSID Setting
Support 8 SSIDs on both 2.4GHz and 5GHz radios
Users can enable either 2.4GHz or 5GHz radios, as well as enable both radios under a SSID.

Hidden SSID in beacons
Hide this SSID to avoid users for finding it.

VLAN Per SSID
Integrate VLAN ID with a SSID interface to forward packets over the defined path.

Fast Roaming
Collect parameters of neighborhood Access Points to find the optimal AP, then client devices will use a fast transition key to handover between AP.

Band Steering
Steer client devices to a proper frequency band for getting more bandwidth and speed under an Access Point.

NAS IP
The NAS IP address to be sent in RADIUS packets from that server.

Cluster Setting (Group Setting)

NAS ID
It is primarily used to notify the source of RADIUS access request so that, the RADIUS server can choose policy for that request.

NAS Port
Assign a port to be sent in Radius packets from that server.

Wireless Encryption Standard
OWE
WPA3/WPA2 Personal (SAE/PSK-AES)
WPA3/WPA2 Enterprise

L2 Isolation
Block the communication between the associated clients to communicate with other
clients from all hosts on the same subnet. The isolation will be greater for users to isolate each client devices for malicious behavior.

L2 Isolation with whitelist
Users can enable this function to allow devices to be accessed by client devices when enabling L2 Isolation.

Whited List/Blocked List per SSID
- Whited List: Enable a list to allow client devices for accessing to this SSID.
- Blocked List: Enable a list to block client devices for accessing to this SSID.
- Filter up to 32 sets of MAC addresses per SSID.

Captive Portal (NAT / Bridge mode)
Differentiate the authority of users on using Internet access. When enabling the NAT mode, the client devices will get IP form the default NAT server of EnGenius internal

Traffic Shaping (bandwidth control)
- Controls the bottle of bandwidth to offer the limited bandwidth for an individual SSID or each client per Access Point.
- Traffic shaping function will be allowed to configure as Kbps or Mbps

Hotspot 2.0
This function will allow client devices to discover wireless Access Point under an environment and to automatically exchange data for getting authorization on accessing Internet when roaming between Access Points.

Social Login
The function will apply users information to achieve single sign-on which does not need to create a new account for a specific service. In this stage, EnGenius will support facebook login function.

Monitoring

Rogue AP Detection
Enable the function to detect the fake access points in the environment.

Active Clients
The page will show clients' information including client name, getting IP, MAC address, Client OS, SSID, Band, Tx, Rx, and RSSI information.

Access Point
Top ten traffic for the Managed AP. We can reserve data up to 7 days.

Visualization

Topology View
Topology view could assist users to realize status of your network and then find abnormal devices for trouble shooting easily.

Map View
Enter this view to find locations of Access Points or switches on global view of google map. You may also filter one of APs from google map easily.

Floor Plan View
Upload a floor plan for this project. Users can put a known floor plan and then place Access Points or switches on this view.

Mesh View
Mesh view also can be realize the overall topology for mesh.

Hotspot Service
Captive Portal profile setting will be set a profile to apply on one of SSIDs. Users can configure authentication types, session of connecting clients, redirect page types and redirect behavior

System Overview
Users can realize ezMaster software version on the ezMaster / SkyKey management platform.

Recent Projects
Updated or revised projects are listed in the right side bar.

Maintenance

Bulk Update
Throughout this function to proceed mass upgrade procedure on a specific AP.

Bulk Update (Switch)
Throughout this function to proceed mass upgrade procedure on a specific switch.

One Click Update
Click one button to synchronize with server on checking up-to-date firmware and then decide to upgrade or not by users.
This function is available on Access Points, Switches, and ezMaster.

AP Remote Log
Synchronize clients' information of AP to a remote log server. The information will be included the MAC, browsing url, uptime, last seen and IP information of client devices.

Note: The capacity of AP will be reduced when enabling AP remote log function.
Updated or revised projects are listed in the right side bar.

EnWiFi Mobile App

Quick Configuration

Proceed Initial Configuration
When powering up EnGenius Access Points, users can use EnWiFi App to configure AP during initial settings.

Proceed Cluster (group) Settings
Users can set Wi-Fi interfaces settings, Operating modes, SSIDs settings and VLAN setting and then put to a cluster/group. This is easier for initial configuration throughout your mobile / pad devices.

Monitoring & Device Management

In-time Monitoring
You can review dashboard of an AP to realize status of these devices and then proceed further management. These information includes signal level (RSSI), transmit / receive performance, latency, and firmware version.

Backup configure files
Users can backup configure files to your mobile devices and then restore to the Access Points. The backup and restore is greater on deploying same devices on multiple sites.

Firmware Update via OCU
Click one button to synchronize with server on checking up-to-date firmware and then decide to upgrade or not by users.

Specifications, Antenna Patterns, and Product Views

EWS330AP Specifications

Radio Specification

Wi-Fi Standards

802.11a/b/g/n/ac Wave 2

Tx Power (Aggregated)

2.4GHz: Max. 26dBm*

5GHz Max. 25dBm*

Data Rate

802.11b: 1, 2, 5.5, 11Mbps

802.11a/g: 6, 9, 12, 18, 36, 48, 54Mbps

802.11n: 6.5 to 400Mbps (MCS0 to MCS15, HT20 to HT40, support 256-QAM modulation to achieve 400Mbps under 2.4GHz)

802.11ac: 6.5 to 867Mbps (MCS0 to MCS9, NSS=1 to 2, VHT20 to VHT80)

SU-MIMO Capability

2.4GHz: 2x2

5GHz: 2x2

MU-MIMO Capability

2.4GHz: 2x2

5GHz: 2x2

Modulation Type

802.11b: BPSK,QPSK, CCK

802.11a/g/n/ac: BPSK,QPSK, 16-QAM, 64-QAM, 256-QAM

Support frequency

2400-2483.5MHz, 5150-5250MHz, 5470-5725MHz, 5725-5850MHz*

Tx Beamforming

Yes

Antenna Specification

2.4GHz

5dBi

5GHz

5dBi

Physical Interfaces

Networking Ethernet Port

1 x 10/100/1000 BASE-T

DC-Input

DC12V

Reset Button

Yes, proceed reset and reboot when pushing this button

Power Source and Consumption

Power over Ethernet (PoE)

Proprietary 54V / 802.3af/at

DC-Input

DC12V / 1A

Power Consumption

PoE: Max. 12W
DC 12V: Max. 11.9W

Mechanical Specification

Dimensions

Φ132 x 37 mm

Weight

179g

Environmental Specification

Operating Temperature

0 to 40 °C

Storage Temperature

-40 to 80 °C

Storage Humidity

10 to 95% non-condensing

Mounting Method

Ceiling Mount

Yes

Wall Mount

Yes

Pole Mount

-

Regulatory Compliance and Certification

Regulatory Compliance

FCC, CE, IC

Safety Compliance

CB

Wi-Fi Alliance

-

WEEE

Yes

RoHS

Yes

*The available frequency bands and transmit power is varied by local regulatory.

EWS330AP Antenna Patterns

2.4GHz

H-Plane

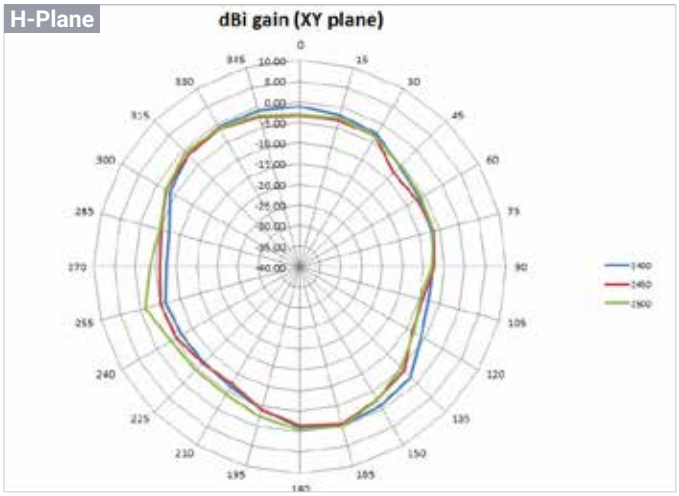

2.4GHz

E-Plane

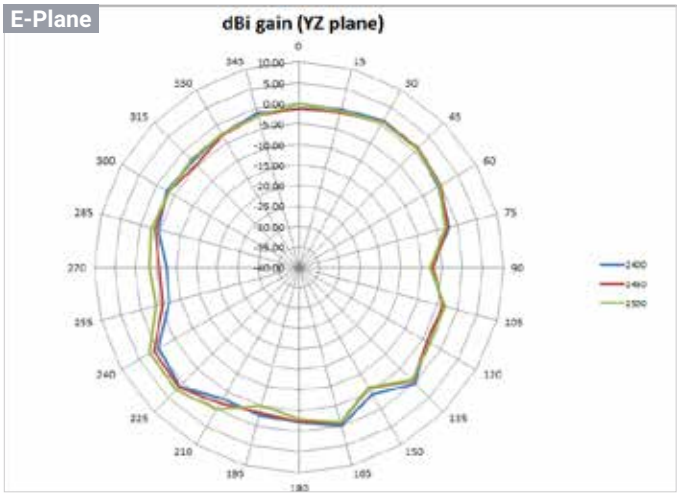

5GHz

H-Plane

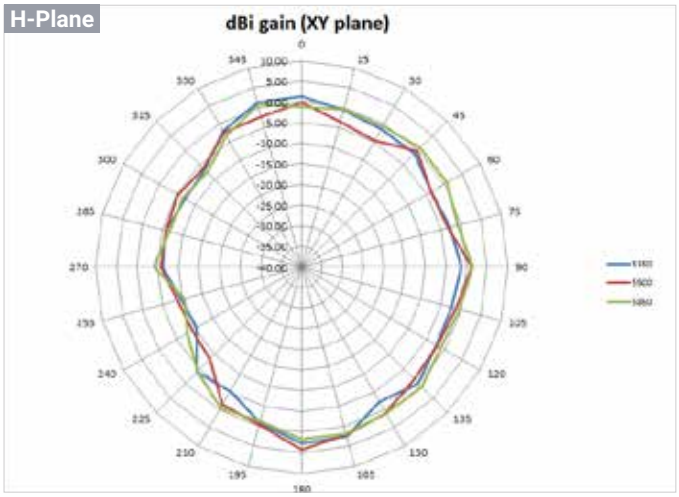

5GHz

E-Plane

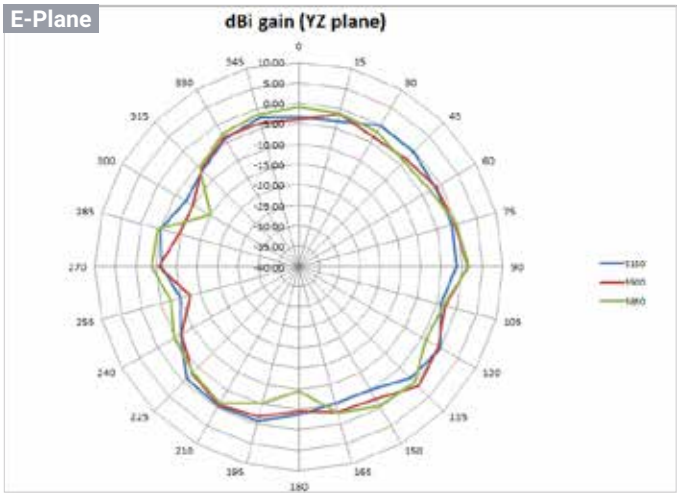

EWS330AP Product Views

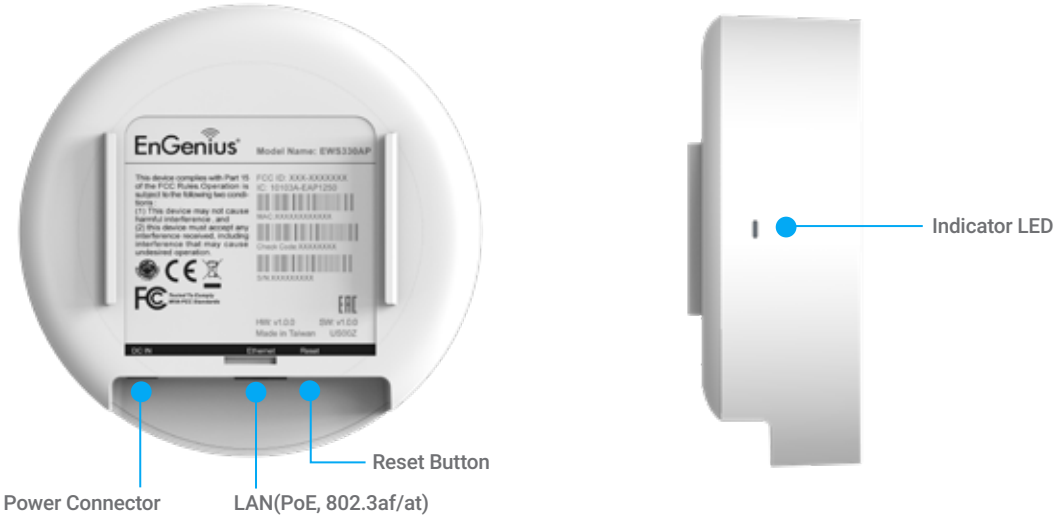

Specifications, Antenna Patterns, and Product Views

EWS355AP Specifications

Radio Specification

Wi-Fi Standards

802.11a/b/g/n/ac Wave2

Tx Power (Aggregated)

2.4GHz: Max. 23dBm*

5GHz Max. 23dBm*

Data Rate

802.11b: 1, 2, 5.5, 11Mbps

802.11a/g: 6, 9, 12, 18, 36, 48, 54Mbps

802.11n: 6.5 to 400Mbps (MCS0 to MCS15, HT20 to HT40, support 256-QAM modulation to achieve 400Mbps under 2.4GHz)

802.11ac: 6.5 to 867Mbps (MCS0 to MCS9, NSS=1 to 2, VHT20 to VHT80)

SU-MIMO Capability

2.4GHz: 2x2

5GHz: 2x2

MU-MIMO Capability

2.4GHz: 2x2

5GHz: 2x2

Modulation Type

802.11b: BPSK, QPSK, CCK

802.11a/g/n/ac: BPSK, QPSK, 16-QAM, 64-QAM, 256-QAM

Support frequency

2400-2483.5MHz, 5150-5250MHz, 5470-5725MHz, 5725-5850MHz*

Tx Beamforming

Yes

Antenna Specification

2.4GHz

5dBi

5GHz

5dBi

Physical Interfaces

Networking Ethernet Port

1 x 10/100/1000 BASE-T

DC-Input

DC12V

Reset Button

Yes, proceed reset and reboot when pushing this button

Power Source and Consumption

Power over Ethernet (PoE)

Proprietary 54V / 802.3af/at

DC-Input

DC12V / 1A

Power Consumption

PoE: Max. 12W
DC 12V: Max. 12W

Mechanical Specification

Dimensions

162 x 162 x 42 mm

Weight

336g

Environmental Specification

Operating Temperature

0 to 40 °C

Storage Temperature

-40 to 80 °C

Storage Humidity

10 to 95% non-condensing

Mounting Method

Ceiling Mount

Yes

Wall Mount

Yes

Pole Mount

-

Regulatory Compliance and Certification

Regulatory Compliance

FCC, CE, IC

Safety Compliance

CB

Wi-Fi Alliance

-

WEEE

Yes

RoHS

Yes

*The available frequency bands and transmit power is varied by local regulatory.

EWS355AP Antenna Patterns

2.4GHz

H-Plane

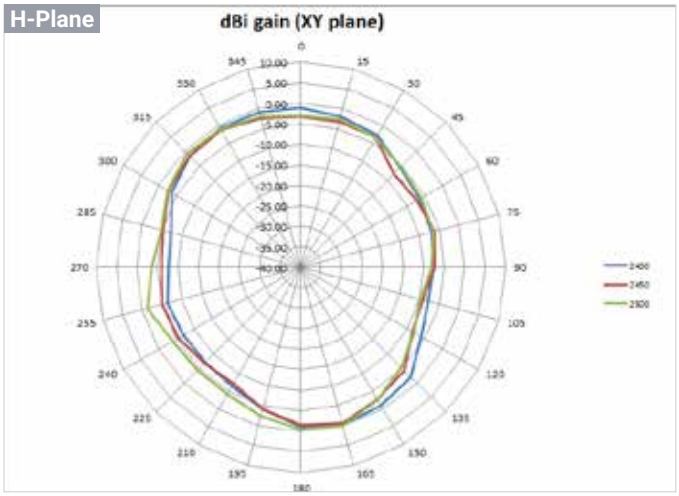

2.4GHz

E-Plane

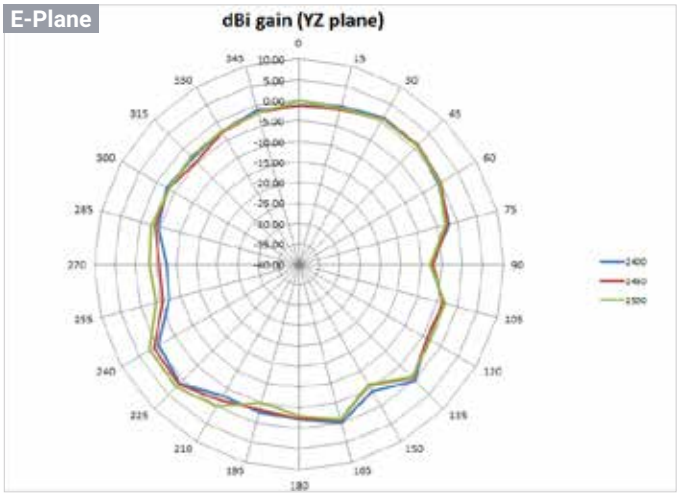

5GHz

H-Plane

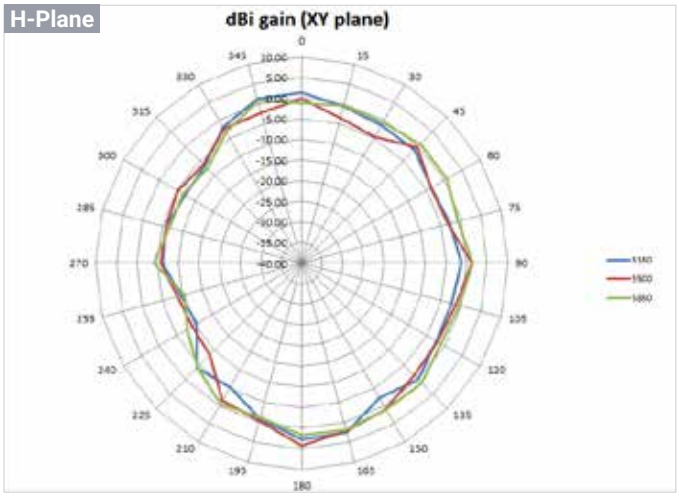

5GHz

E-Plane

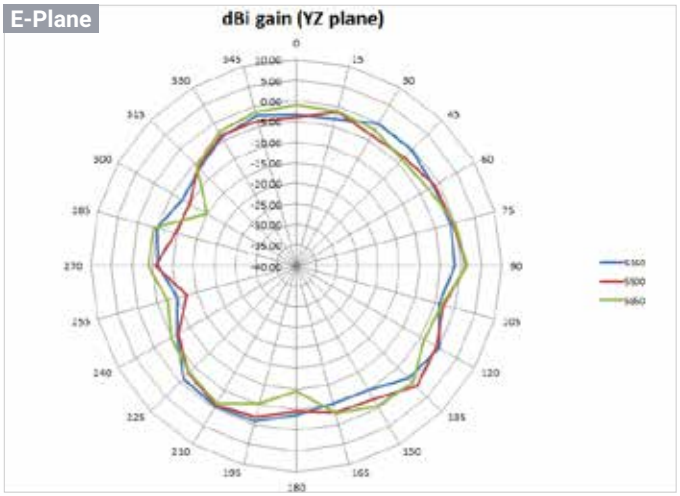

EWS355AP Product Views

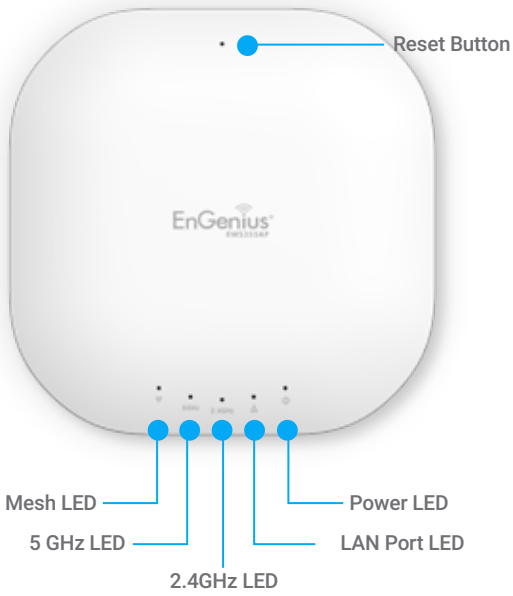



Specifications, Antenna Patterns, and Product Views

EWS360AP Specifications

Radio Specification

Wi-Fi Standards

802.11a/b/g/n/ac

Tx Power (Aggregated)

2.4GHz: Max. 28dBm*

5GHz Max. 28dBm*

Data Rate

802.11b: 1, 2, 5.5, 11Mbps

802.11a/g: 6, 9, 12, 18, 36, 48, 54Mbps

802.11n: 6.5 to 450Mbps (MCS0 to MCS23, HT20 to HT40)

802.11ac: 6.5 to 1300Mbps (MCS0 to MCS9, NSS=1 to 3, VHT20 to VHT80)

SU-MIMO Capability

2.4GHz: 3x3

5GHz: 3x3

MU-MIMO Capability

2.4GHz: 3x3

5GHz: 3x3

Modulation Type

802.11b: BPSK,QPSK, CCK

802.11a/g/n/ac: BPSK,QPSK, 16-QAM, 64-QAM, 256-QAM

Support frequency

2400-2483.5MHz, 5150-5250MHz, 5470-5725MHz, 5725-5850MHz*

Tx Beamforming

No

Antenna Specification

2.4GHz

3dBi

5GHz

5dBi

Physical Interfaces

Networking Ethernet Port

1 x 10/100/1000 BASE-T

DC-Input

DC12V

Reset Button

Yes, proceed reset and reboot when pushing this button

Power Source and Consumption

Power over Ethernet (PoE)

Proprietary 54V / 802.3at

DC-Input

DC12V / 2A

Power Consumption

PoE: Max. 20W
DC 12V: Max. 19W

Mechanical Specification

Dimensions

162 x 162 x 42 mm

Weight

336g

Environmental Specification

Operating Temperature

0 to 40 °C

Storage Temperature

-40 to 80 °C

Storage Humidity

10 to 95% non-condensing

Mounting Method

Ceiling Mount

Yes

Wall Mount

Yes

Pole Mount

-

Regulatory Compliance and Certification

Regulatory Compliance

FCC, CE, IC, RCM

Safety Compliance

CB

Wi-Fi Alliance

-

WEEE

-

RoHS

-

*The available frequency bands and transmit power is varied by local regulatory.

EWS360AP Antenna Patterns

2.4GHz

H-Plane

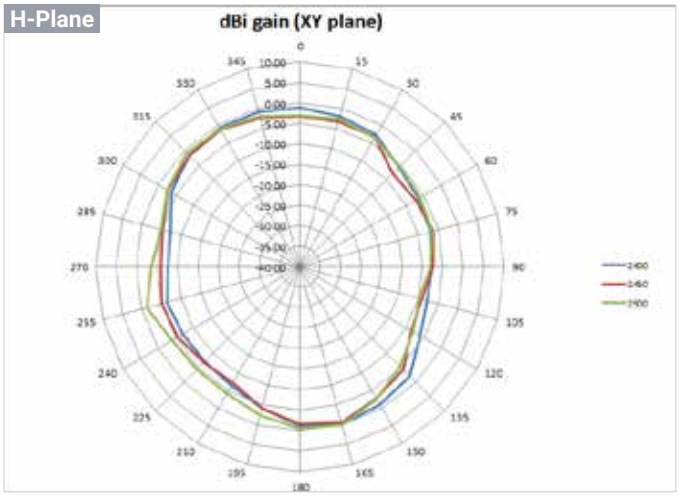

2.4GHz

E-Plane

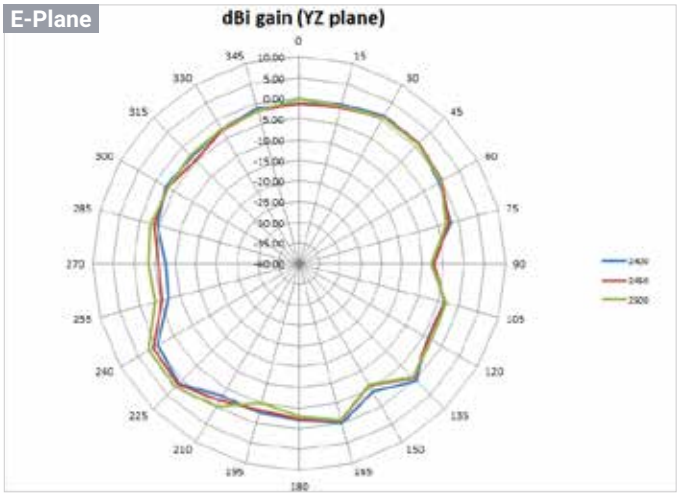

5GHz

H-Plane

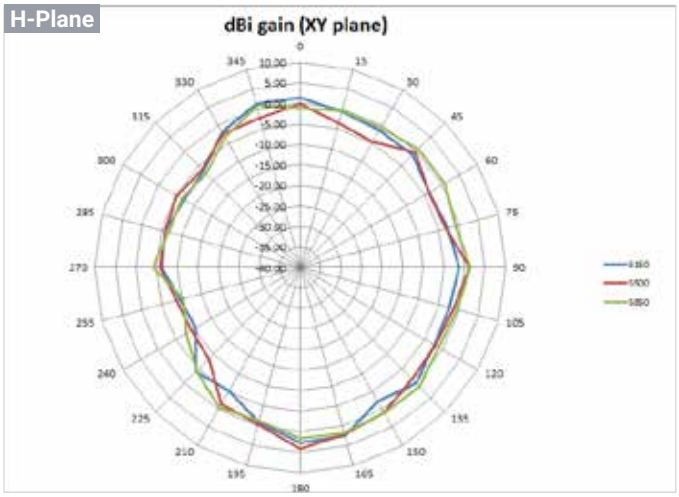

5GHz

E-Plane

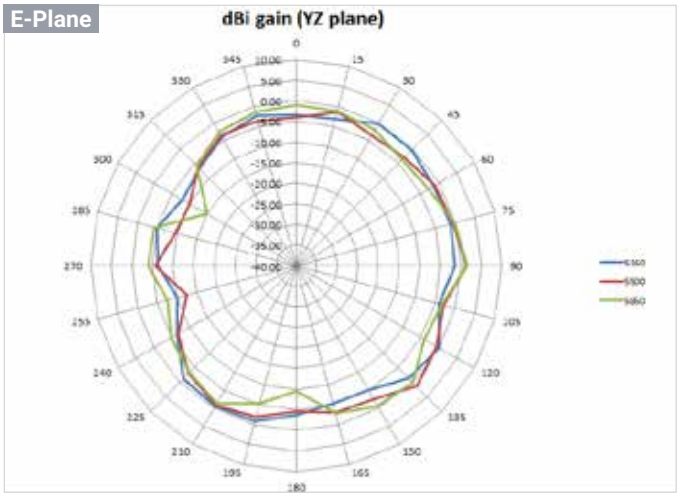

EWS360AP Product Views

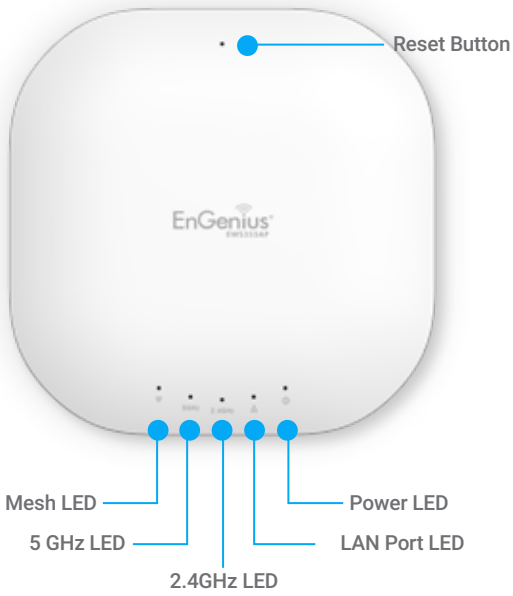



Specifications, Antenna Patterns, and Product Views

EWS357AP Specifications

Radio Specification

Wi-Fi Standards

802.11a/b/g/n/ac/ax

Tx Power (Aggregated)

2.4GHz: Max. 22dBm*

5GHz Max. 22dBm*

Data Rate

802.11b: 1, 2, 5.5, 11Mbps

802.11a/g: 6, 9, 12, 18, 36, 48, 54Mbps

802.11n: 6.5 to 300Mbps (MCS0 to MCS15, HT20 to HT40)

802.11ac: 6.5 to 867Mbps (MCS0 to MCS9, NSS=1 to 2, VHT20 to VHT80)

802.11ax (2.4GHz): 9 to 574Mbps (MCS0 to MCS11, NSS=1 to 2, HE20 to HE40)

802.11ax (5GHz): 18 to 1200Mbps (MCS0 to MCS11, NSS=1 to 2, HE20 to HE80)

SU-MIMO Capability

2.4GHz: 2x2

5GHz: 2x2

MU-MIMO Capability

2.4GHz: 2x2

5GHz: 2x2

Modulation Type

802.11b: BPSK, QPSK, CCK

802.11a/g/n/ac: BPSK,QPSK, 16-QAM, 64-QAM, 256-QAM

802.11ax: BPSK,QPSK, 16-QAM, 64-QAM, 256-QAM, 1024-QAM

Support frequency

2400-2483.5MHz, 5150-5250MHz, 5470-5725MHz, 5725-5850MHz*

Tx Beamforming

Yes

Max Concurrent User

511 Per radio

Antenna Specification

2.4GHz

3dBi

5GHz

3dBi

Physical Interfaces

Networking Ethernet Port

1 x 10/100/1000 BASE-T

DC-Input

DC12V

Reset Button

Yes, proceed reset and reboot when pushing this button

*The available frequency bands and transmit power is varied by local regulatory.

Power Source and Consumption

Power over Ethernet (PoE)

Proprietary 54V / 802.3af/at

DC-Input

DC12V / 1.5A

Power Consumption

PoE: Max. 13W
DC 12V: Max. 12.8W

Mechanical Specification

Dimensions

160 x 160 x 27 mm

Weight

382g

Environmental Specification

Operating Temperature

0 to 40 °C

Storage Temperature

-40 to 80 °C

Storage Humidity

10 to 95% non-condensing

Mounting Method

Ceiling Mount

Yes

Wall Mount

Yes

Pole Mount

-

Regulatory Compliance and Certification

Regulatory Compliance

FCC, CE, IC, NCC

Safety Compliance

CB

Wi-Fi Alliance

Yes

WEEE

Yes

RoHS

Yes

EWS357AP Antenna Patterns

2.4GHz

H-Plane

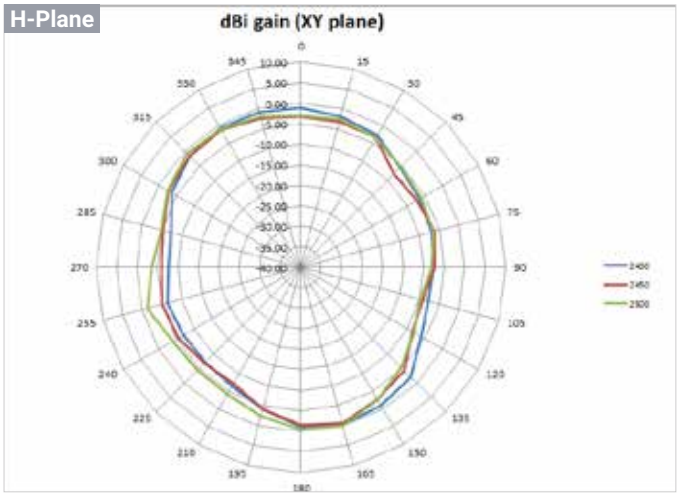

2.4GHz

E-Plane

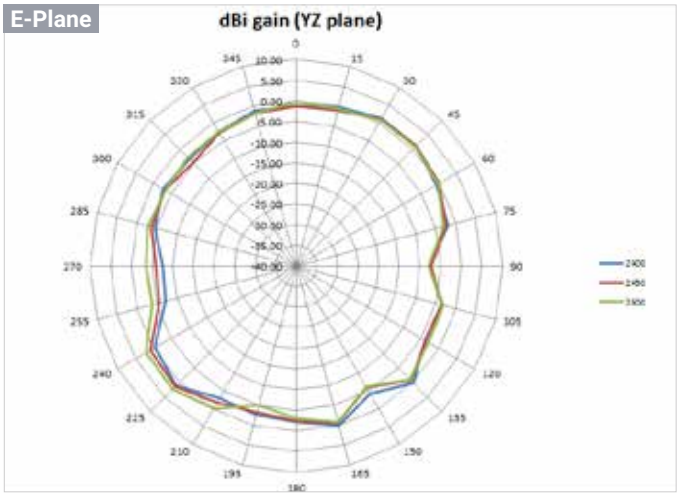

5GHz

H-Plane

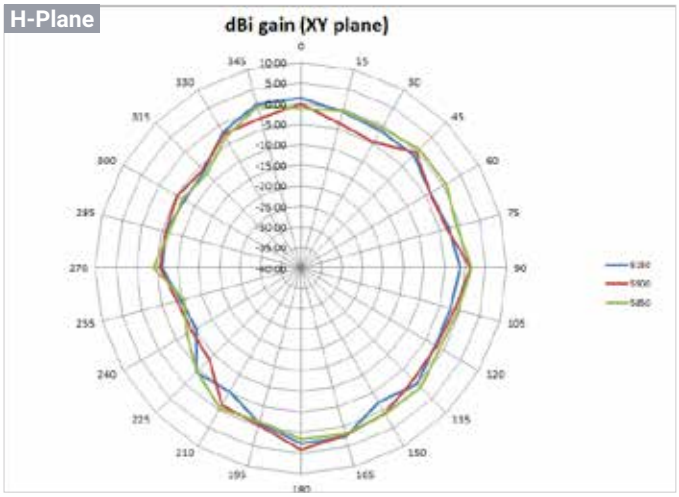

5GHz

E-Plane

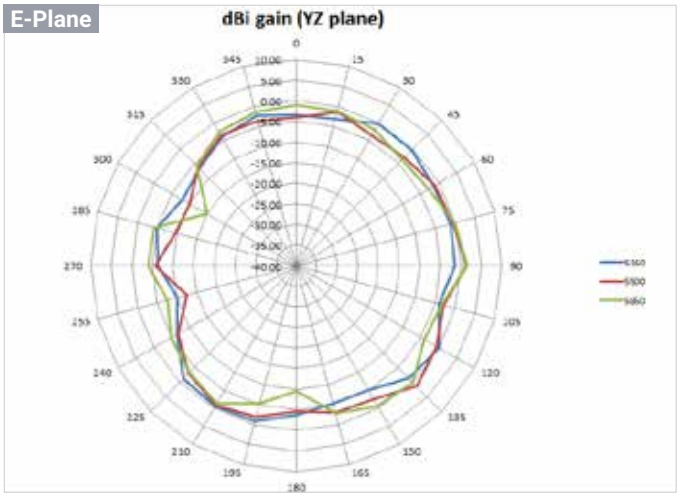

EWS357AP Product Views



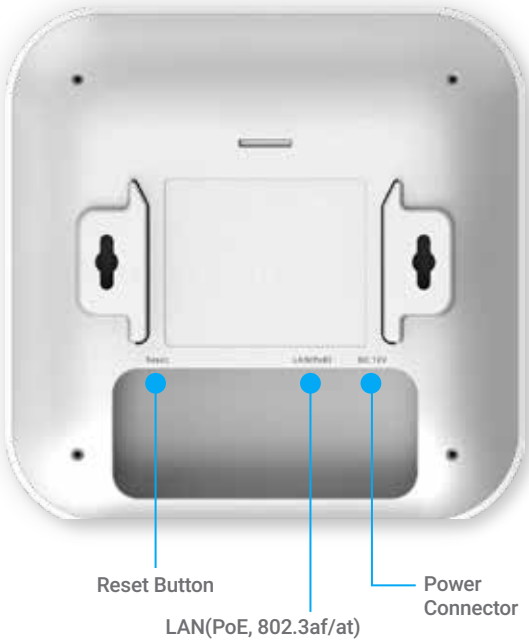

Specifications, Antenna Patterns, and Product Views

EWS377AP Specifications

Radio Specification

Wi-Fi Standards

802.11a/b/g/n/ac/ax

Tx Power (Aggregated)

2.4GHz: Max. 23dBm*

5GHz Max. 23dBm*

Data Rate

802.11b: 1, 2, 5.5, 11Mbps

802.11a/g: 6, 9, 12, 18, 36, 48, 54Mbps

802.11n: 6.5 to 600Mbps (MCS0 to MCS31, HT20 to HT40)

802.11ac: 6.5 to 1733Mbps (MCS0 to MCS9, NSS=1 to 4, VHT20 to VHT80)

802.11ax (2.4GHz): 9 to 1148Mbps (MCS0 to MCS11, NSS=1 to 4, HE20 to HE40)

802.11ax (5GHz): 18 to 2400Mbps (MCS0 to MCS11, NSS=1 to 4, HE20 to HE80)

SU-MIMO Capability

2.4GHz: 4x4

5GHz: 4x4

MU-MIMO Capability

2.4GHz: 4x4

5GHz: 4x4

Modulation Type

802.11b: BPSK,QPSK, CCK

802.11a/g/n/ac: BPSK,QPSK, 16-QAM, 64-QAM, 256-QAM

802.11ax: BPSK,QPSK, 16-QAM, 64-QAM, 256-QAM, 1024-QAM

Support frequency

2400-2483.5MHz, 5150-5250MHz, 5470-5725MHz, 5725-5850MHz*

Tx Beamforming

Yes

Max Concurrent User

511 Per radio

Antenna Specification

2.4GHz

3dBi

5GHz

3dBi

Physical Interfaces

Networking Ethernet Port

1 x 10/100/1000/2500 BASE-T

DC-Input

DC12V

Reset Button

Yes, proceed reset and reboot when pushing this button

Power Source and Consumption

Power over Ethernet (PoE)

Proprietary 54V / 802.3at

DC-Input

DC12V / 2A

Power Consumption

PoE: Max. 21W
DC 12V: Max. 20W

Mechanical Specification

Dimensions

205 x 205 x 33 mm

Weight

597g

Environmental Specification

Operating Temperature

0 to 40 °C

Storage Temperature

-40 to 80 °C

Storage Humidity

10 to 95% non-condensing

Mounting Method

Ceiling Mount

Yes

Wall Mount

Yes

Pole Mount

-

Regulatory Compliance and Certification

Regulatory Compliance

FCC, CE, IC

Safety Compliance

CB

Wi-Fi Alliance

-

WEEE

Yes

RoHS

Yes

*The available frequency bands and transmit power is varied by local regulatory.

EWS377AP Antenna Patterns

2.4GHz

H-Plane

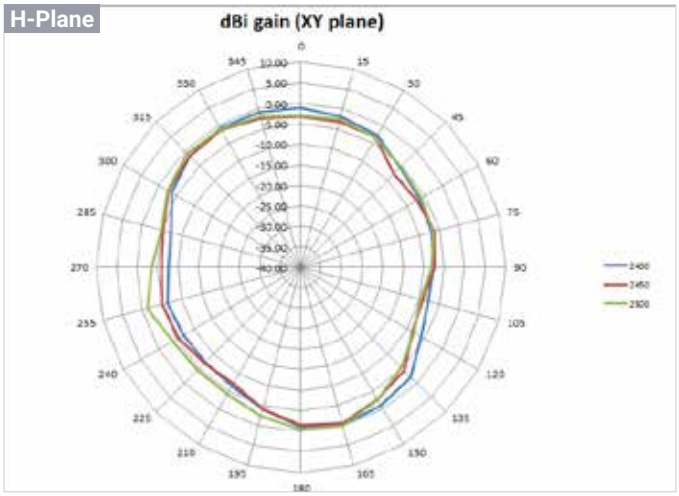

2.4GHz

E-Plane

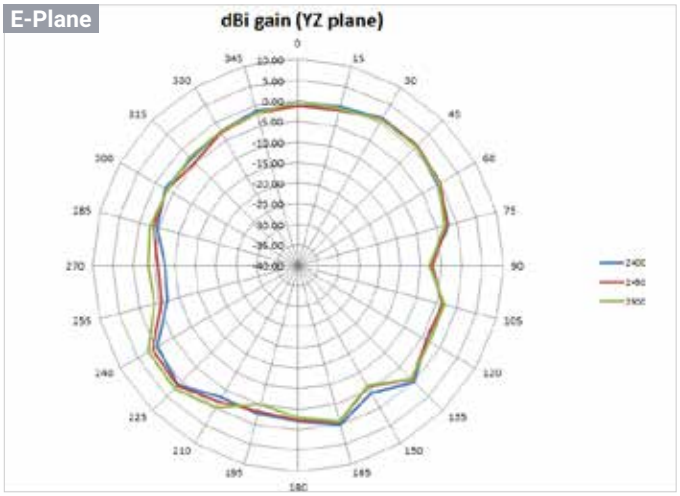

5GHz

H-Plane

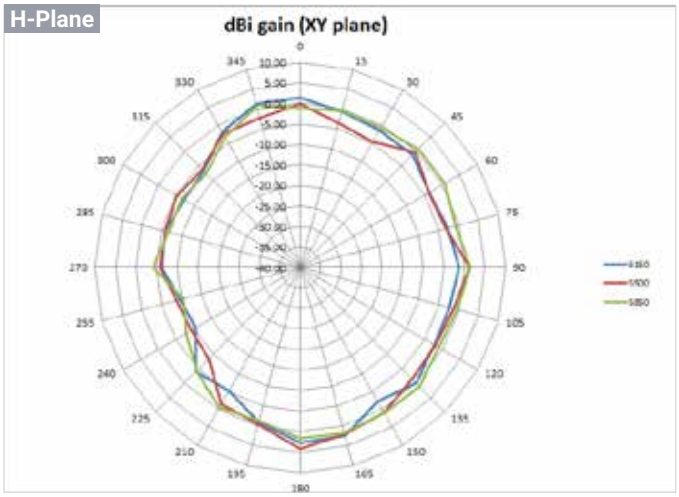

5GHz

E-Plane

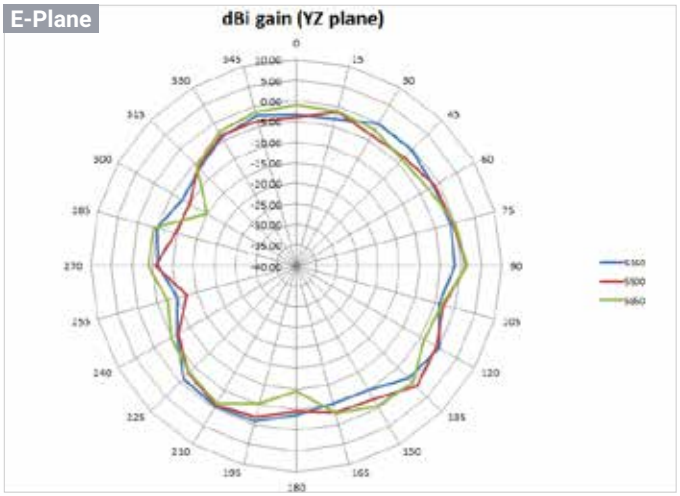

EWS377AP Product Views



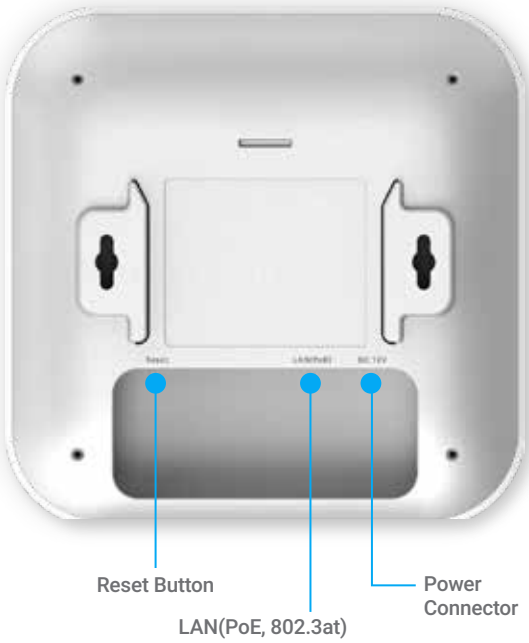

Specifications, Antenna Patterns, and Product Views

EWS385AP Specifications

Radio Specification

Wi-Fi Standards

802.11a/b/g/n/ac Wave 2; Tri-band

Tx Power (Aggregated)

2.4GHz: Max. 20dBm*

5GHz Max. 20dBm*

Data Rate

802.11b: 1, 2, 5.5, 11Mbps

802.11a/g: 6, 9, 12, 18, 36, 48, 54Mbps

802.11n: 6.5 to 400Mbps (MCS0 to MCS15, HT20 to HT40, support 256-QAM modulation to achieve 400Mbps under 2.4GHz)

802.11ac: 6.5 to 867Mbps (MCS0 to MCS9, NSS=1 to 2, VHT20 to VHT80)

SU-MIMO Capability

2.4GHz: 2x2

5GHz: 2x2+2x2

MU-MIMO Capability

2.4GHz: 2x2

5GHz: 2x2+2x2

Modulation Type

802.11b: BPSK,QPSK, CCK

802.11a/g/n/ac: BPSK,QPSK, 16-QAM, 64-QAM, 256-QAM

Support frequency

2400-2483.5MHz, 5150-5250MHz, 5470-5725MHz, 5725-5850MHz*

Tx Beamforming

Yes

Antenna Specification

2.4GHz

5dBi

5GHz

6dBi

Physical Interfaces

Networking Ethernet Port

2 x 10/100/1000 BASE-T

DC-Input

DC12V

Reset Button

Yes, proceed reset and reboot when pushing this button

Power Source and Consumption

Power over Ethernet (PoE)

Proprietary 54V / 802.3af/at

DC-Input

DC12V / 1A

Power Consumption

PoE: Max. 11W
DC 12V: Max. 11W

Mechanical Specification

Dimensions

200 x 200 x 45 mm

Weight

614g

Environmental Specification

Operating Temperature

0 to 40 °C

Storage Temperature

-40 to 80 °C

Storage Humidity

10 to 95% non-condensing

Mounting Method

Ceiling Mount

Yes

Wall Mount

Yes

Pole Mount

-

Regulatory Compliance and Certification

Regulatory Compliance

FCC, CE, IC

Safety Compliance

CB

Wi-Fi Alliance

-

WEEE

Yes

RoHS

Yes

*The available frequency bands and transmit power is varied by local regulatory.

EWS385AP Antenna Patterns

2.4GHz

H-Plane

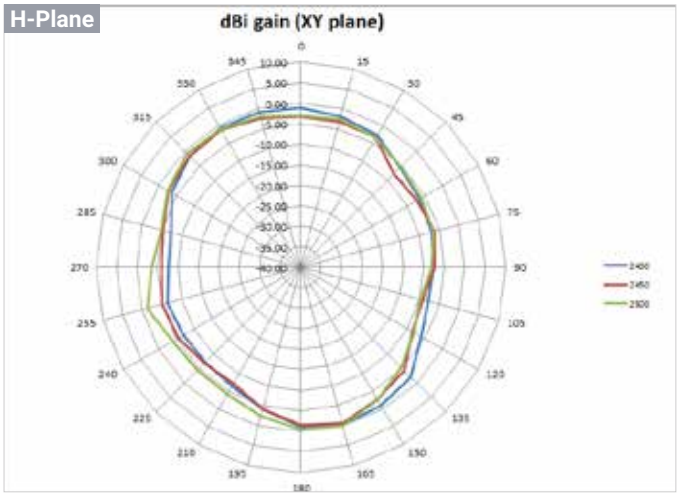

2.4GHz

E-Plane

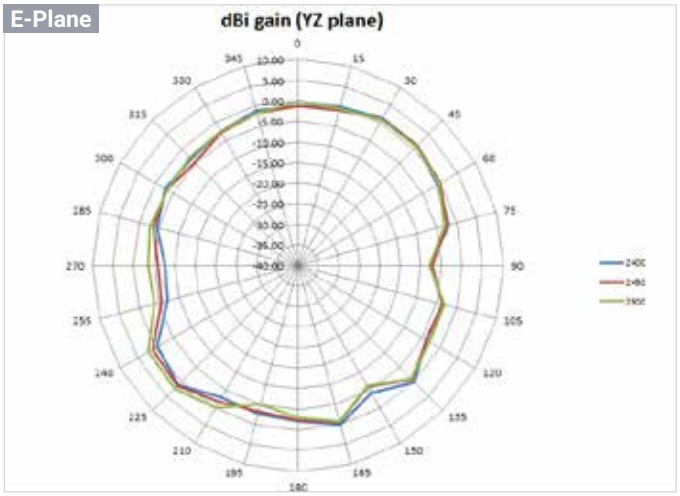

5GHz

H-Plane

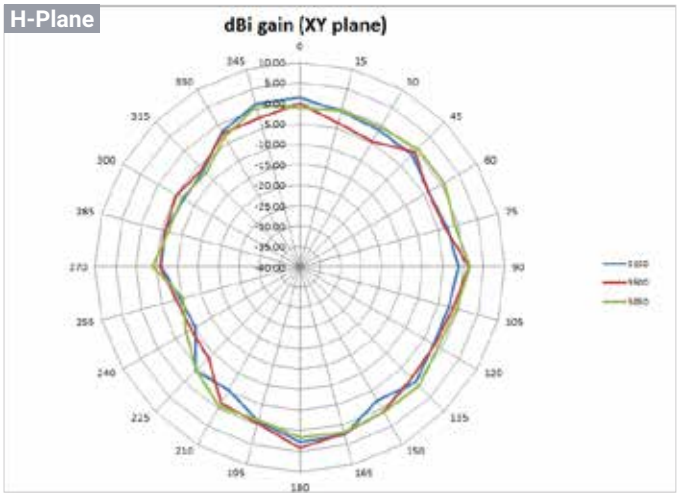

5GHz

E-Plane

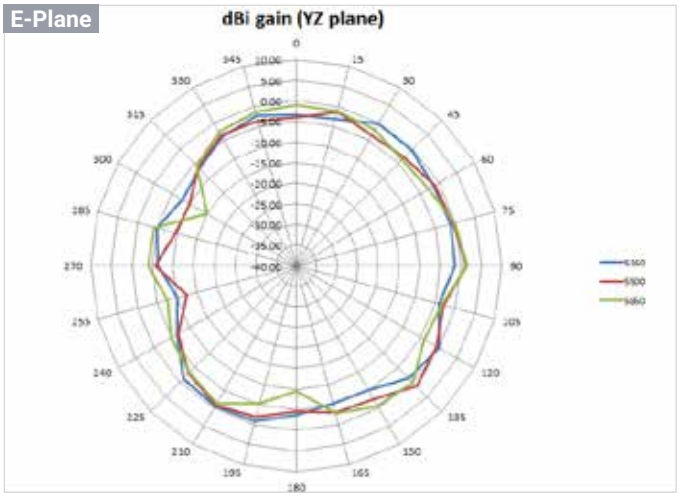

EWS385AP Product Views

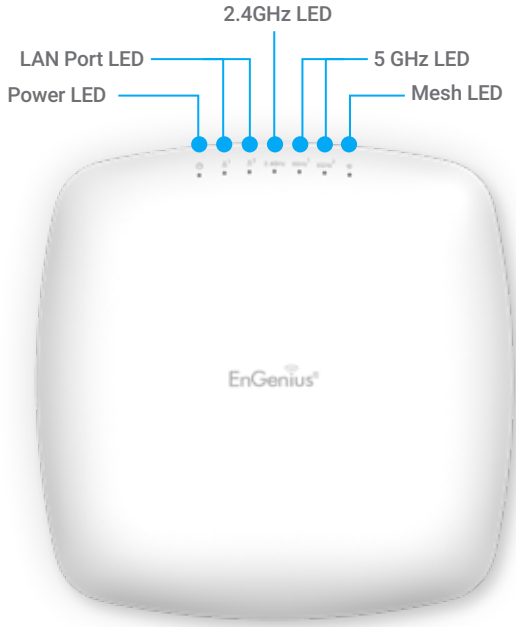

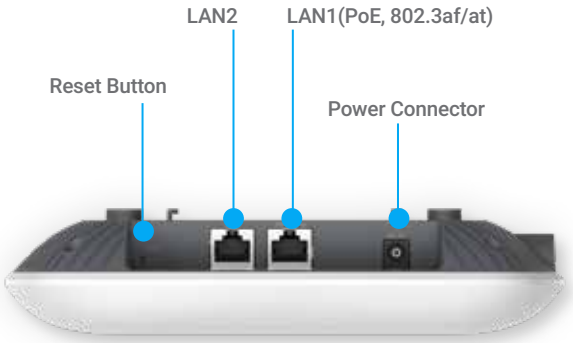

Specifications, Antenna Patterns, and Product Views

EWS550AP Specifications

Radio Specification

Wi-Fi Standards

802.11a/b/g/n/ac Wave 2

Tx Power (Aggregated)

2.4GHz: Max. 21dBm*

5GHz Max. 20dBm*

Data Rate

802.11b: 1, 2, 5.5, 11Mbps

802.11a/g: 6, 9, 12, 18, 36, 48, 54Mbps

802.11n: 6.5 to 400Mbps (MCS0 to MCS15, HT20 to HT40, support 256-QAM modulation to achieve 400Mbps under 2.4GHz)

802.11ac: 6.5 to 867Mbps (MCS0 to MCS9, NSS=1 to 2, VHT20 to VHT80)

SU-MIMO Capability

2.4GHz: 2x2

5GHz: 2x2

MU-MIMO Capability

2.4GHz: 2x2

5GHz: 2x2

Modulation Type

802.11b: BPSK,QPSK, CCK

802.11a/g/n/ac: BPSK,QPSK, 16-QAM, 64-QAM, 256-QAM

Support frequency

2400-2483.5MHz, 5150-5250MHz, 5470-5725MHz, 5725-5850MHz*

Tx Beamforming

Yes

Antenna Specification

2.4GHz

4dBi

5GHz

6dBi

Physical Interfaces

Networking Ethernet Port

3 x 10/100/1000 BASE-T

DC-Input

DC12V

Reset Button

Yes, proceed reset and reboot when pushing this button

Power Source and Consumption

Power over Ethernet (PoE)

Proprietary 54V / 802.3af/at (Supports 802.3af output when PoE input is 802.3at)

DC-Input

DC12V / 1A

Power Consumption

PoE: Max. 10W; 25.4W (PoE+PSE)
DC 12V: Max. 9.2W; 24.6W (PoE+PSE)

Mechanical Specification

Dimensions

188 x 125 x 26 mm

Weight

454g

Environmental Specification

Operating Temperature

0 to 40 °C

Storage Temperature

-40 to 80 °C

Storage Humidity

10 to 95% non-condensing

Mounting Method

Ceiling Mount

Yes

Wall Mount

Yes

Pole Mount

-

Regulatory Compliance and Certification

Regulatory Compliance

FCC, CE, IC

Safety Compliance

CB

Wi-Fi Alliance

-

WEEE

Yes

RoHS

Yes

*The available frequency bands and transmit power is varied by local regulatory.

EWS550AP Antenna Patterns

2.4GHz

H-Plane

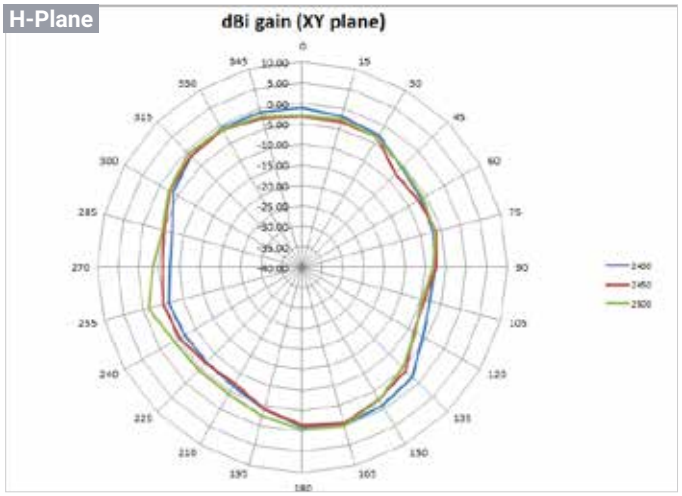

2.4GHz

E-Plane

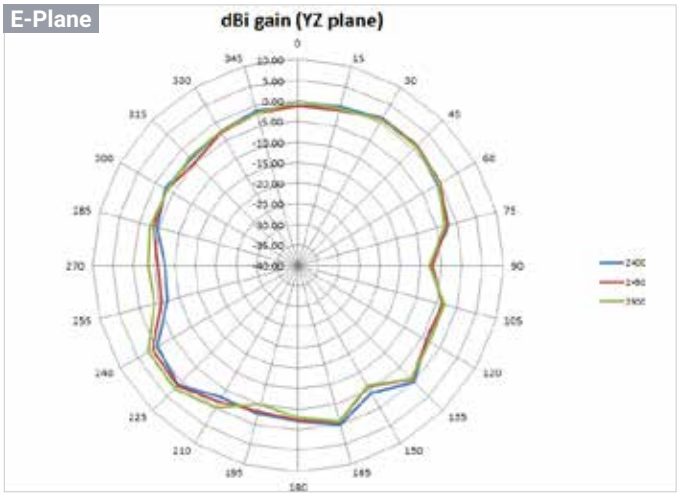

5GHz

H-Plane

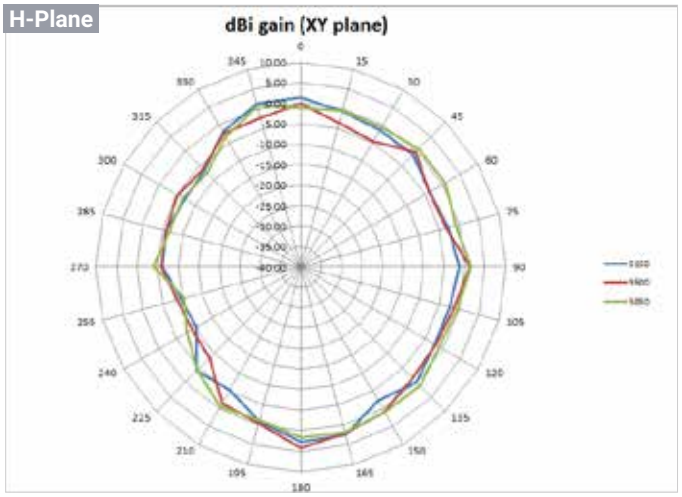

5GHz

E-Plane

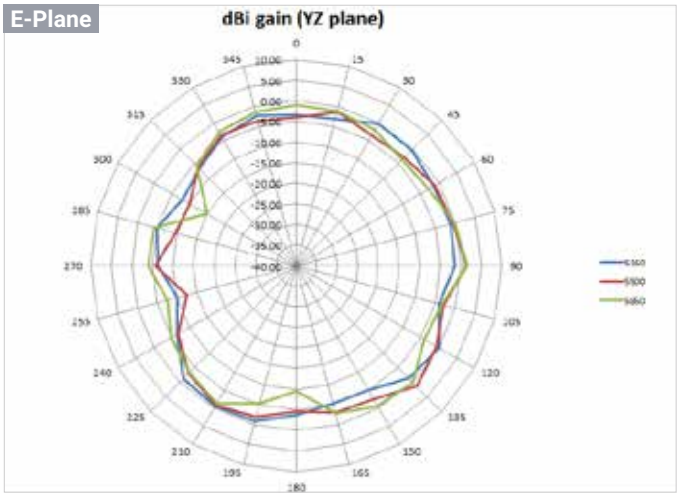

EWS550AP Product Views

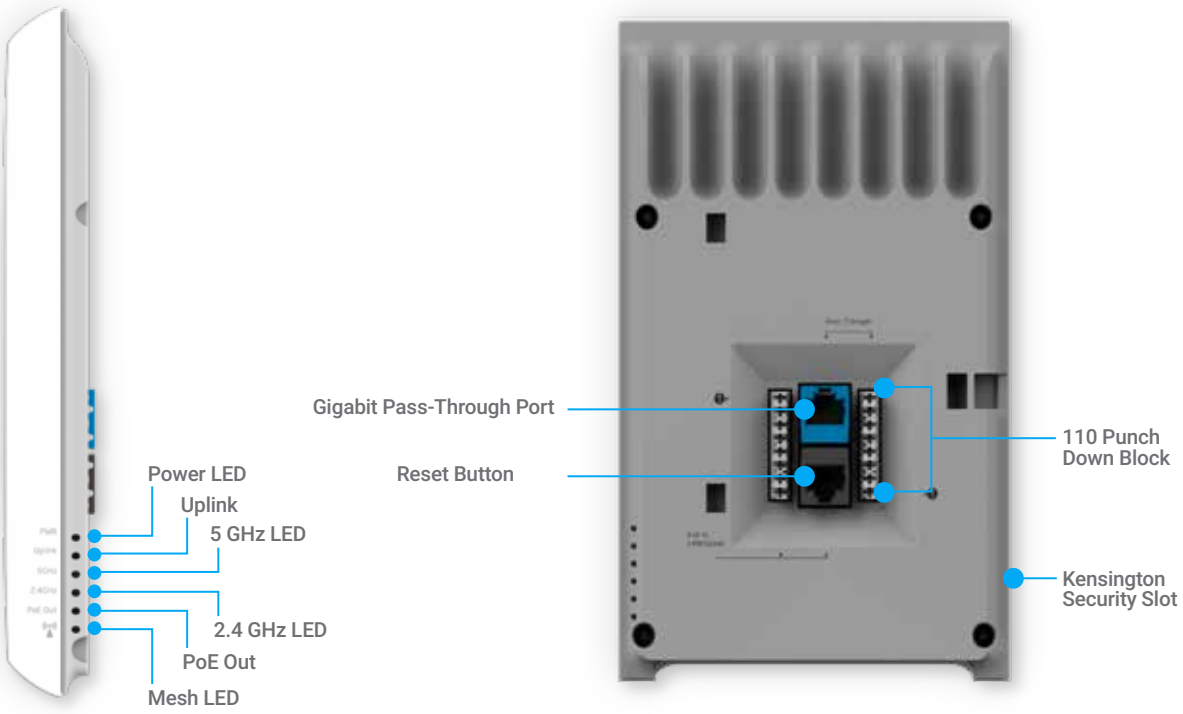

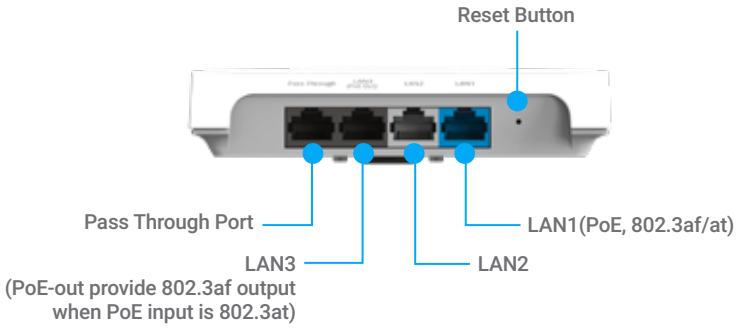

EnGenius Technologies | Costa Mesa, California, USA
Emaill: partners@engeniustech.com
Website: www.engeniustech.com
Local contact: (+1) 714 432 8668

EnGenius Technologies Canada | Ontario, Canada
Email: info@engeniuscanada.com
Website: www.engeniustech.com
Local contact: (+1) 905 940 8181

EnGenius Networks Europe B.V. | Eindhoven, Netherlands
Email: sale@engeniusnetworks.eu
Website: www.engeniusnetworks.eu
Local contact: (+31) 40 8200 887

EnGenius Networks Singapore Pte Ltd. | Singapore
Emaill: techsupport@engenius.com.sg
Website: www.engeniustech.com.sg
Local contact: (+65) 6227 1088

EnGenius Networks Dubai | Dubai, UAE
Emaill: support@engenius-me.com
Website: www.engenius-me.com
Local contact: +971) 4 339 1227

恩睿科技股份有限公司 | Taiwan, R.O.C.
Email: sales@engeniustech.com.tw
Website: www.engeniustech.com.tw
Local contact: (+886) 2 2652 1808

Features and specifications subject to change without notice. Trademarks and registered trademarks are the property of their respective owners.
Copyright ©2020 EnGenius Technologies, Inc.
Version 1.2 07/27/2021