



Enterprise-class MiMo Sector Antenna

A Cost-effective PtMP deployment Solution with Durable Design and Flexible Installation.

EnGenius introduces the new Enterprise-class Sector Antennas in cross platform compatibility, which are equipped with easy plug-in mounting system, better RF performance and environmental resistance.

The Sector Series come with 3x3 MiMo and 2x2 MiMo options for both 2.4GHz and 5GHz, all featured with dual polarization.

Models:

- > 2x2 MIMO: SA2216 / SA5219
- > 3x3 MIMO: SA2312 / SA5315



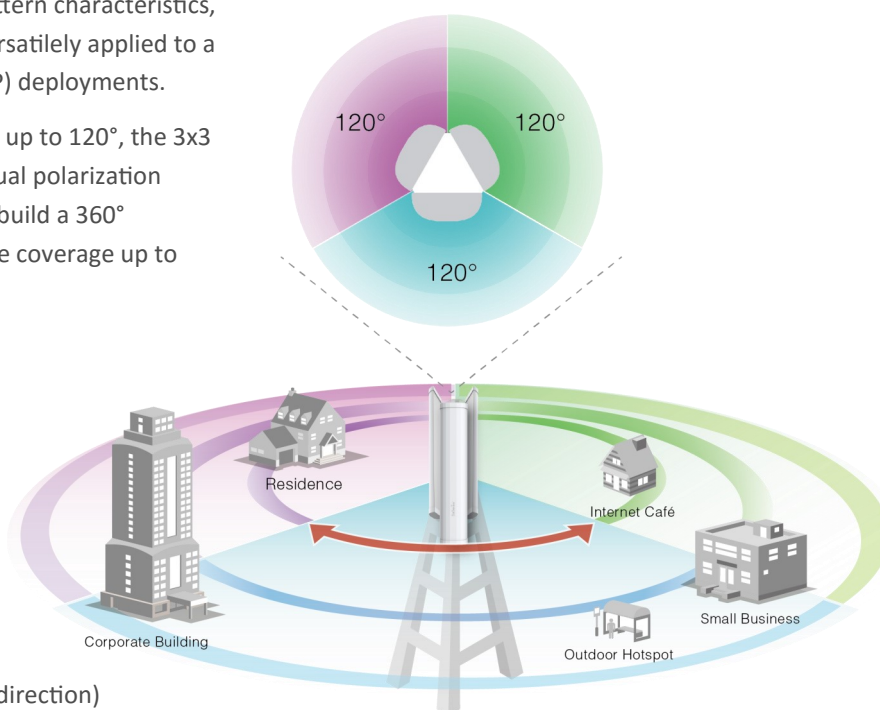
Make Reliable 360° Radiation Easier

With the sector-shaped radiation pattern characteristics, EnGenius Sector Antennas can be versatily applied to a variety of Point-to-Multi-Point (PtMP) deployments.

Featured with horizontal beamwidth up to 120°, the 3x3 (or 2x2) MiMo technology and the dual polarization design, network installers can easily build a 360° surrounding radio effectively with the coverage up to 5kms.

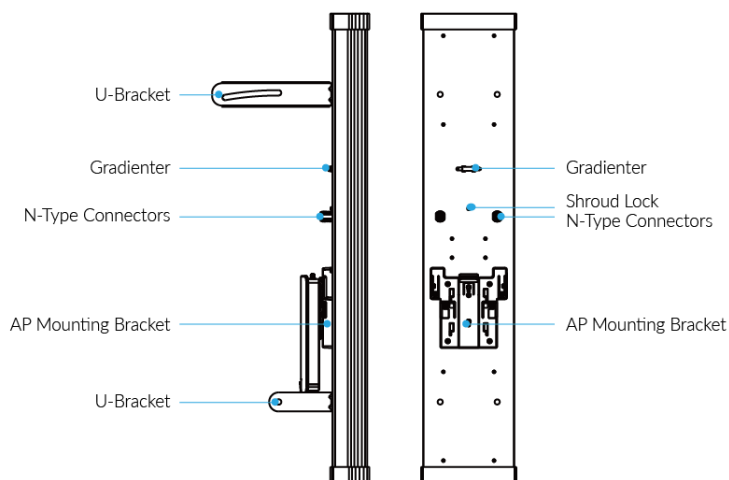
Ideal for PtMP Deployments:

- > WISP Mobile Wi-Fi Service
- > Telecommunication
- > Transportation Data collection
- > Ranch & Camping Sites
- > Retail & Warehouse (for a specific direction)
- > Golf Course

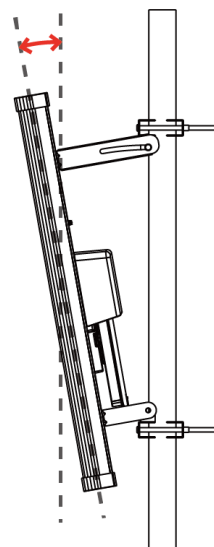


Breakthrough Design and Performance

EnGenius Sector Antenna are designed to fulfill both functional and esthetical requirements. The solid and compact enclosure is engineered to be highly resistant to harsh environmental conditional.



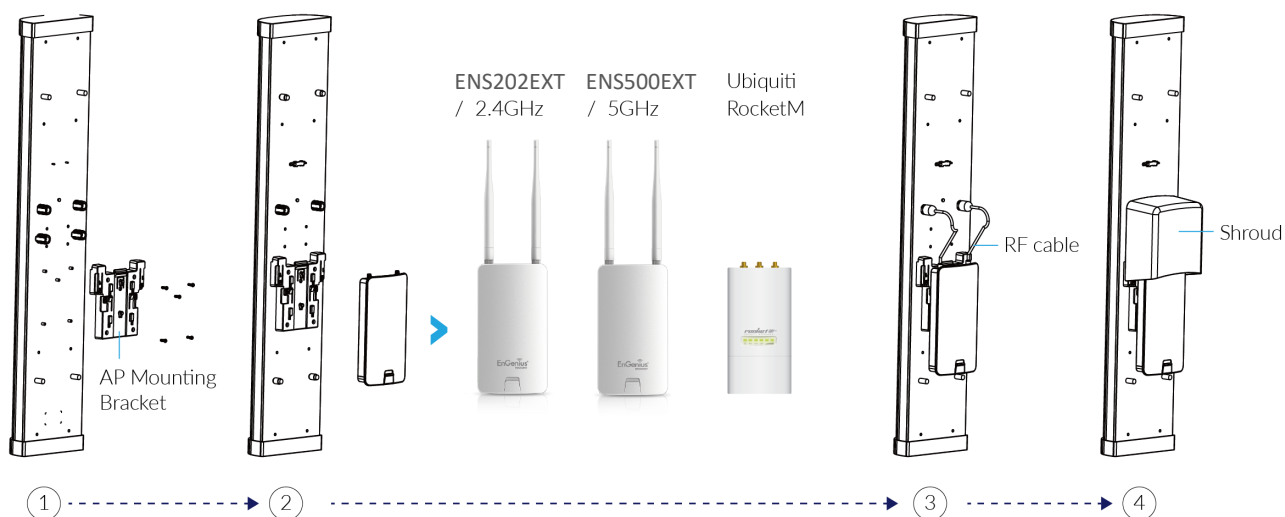
Downtilt up to 10 °



Cross-platform Compatibility Design

The EnGenius Sector Antennas are equipped with easy plug-in mounting system, which is compatible with EnGenius ENS APs (ENS202EXT and ENS500EXT) and UBNT rocket®M APs.

To install, simply attach RF cable to the AP and the N-type connectors.



MODEL	SA2216	SA5219	SA2312	SA5315
FREQUENCY	2.3~2.7GHz	4.9~6GHz	2.3~2.7GHz	4.9~6GHz

HARDWARE SPECIFICATIONS

ANTENNA GAIN	16dBi	19dBi	12dBi	15dBi
POLARIZATION	Dual	Dual	V,V,H	H,H,V
VERTICAL BEAMWIDTH	9°	9°	9°	9°
HORIZONTAL BEAMWIDTH	120°(6dB)	120°(6dB)	120°(6dB)	120°(6dB)
MAX. VSWR	2:1	2:1	2:1	2:1
CROSS-POL ISOLATION	25dB	25dB	25dB	25dB
IMPEDANCE	50 ohms	50 ohms	50 ohms	50 ohms

MECHANICAL SPECIFICATIONS

ANTENNA PORT/TYPE	2 / N Type Plug Female	2 / N Type Plug Female	3 / N Type Plug Female	3 / N Type Plug Female
WEIGHT	5kgs / 11lbs			
DIMENSION (WxDxH)	150 x 66 x 740 in mm / 5.9 x 2.6 x 29.13 in inch			
TEMPERATION	Operating: -20°~70° C (-4~158°F) Storage:-30°~80°C (-22~176°F)			
HUMIDITY	Operating: 0-90%; Storage:0-95%			
WIND SURVIVABILITY	125mph			

COMPATIBLE RADIO PLATFORM

AP MOUNT BRACKET	EnGenius APs (ENS202EXT and ENS500EXT) & UBNT rocket®M
N-TYPE CONNECTORS	EnGenius and Any Outdoor APs with N-type Connectors

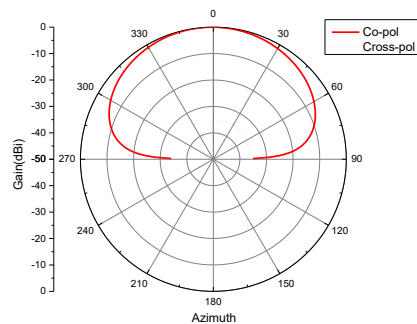
Radio Pattern

MODEL : SA2216

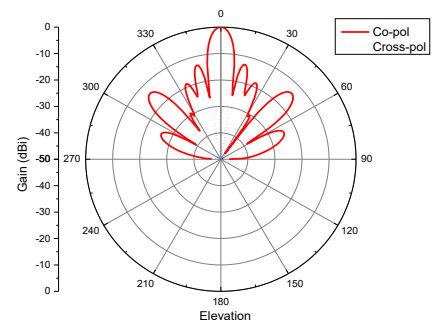
(2.4GHz, 2x2 MiMo)



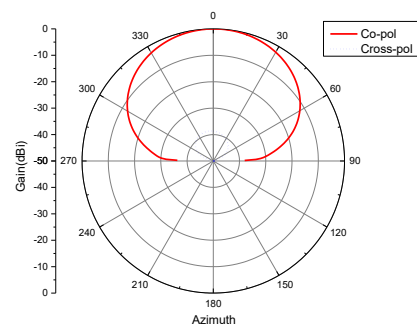
Vertical Port Azimuth Plane



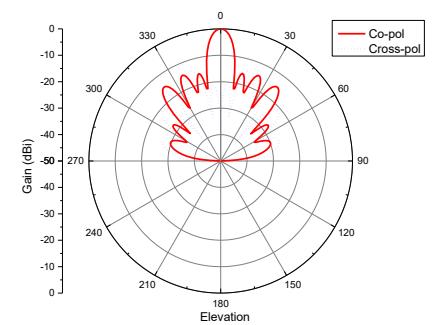
Vertical Port Elevation Plane



Horizontal Port Azimuth Plane



Horizontal Port Elevation Plane



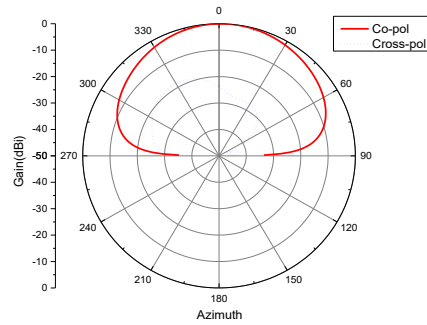
Radio Pattern –continued

MODEL : SA5219

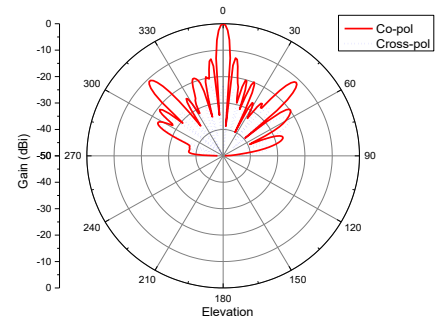
(5GHz, 2x2 MiMo)



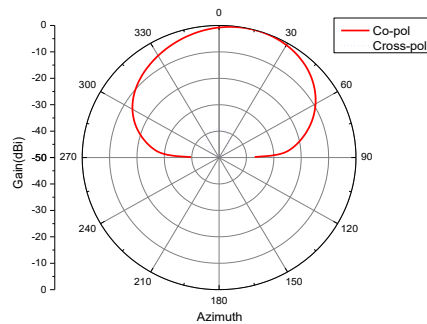
Vertical Port Azimuth Plane



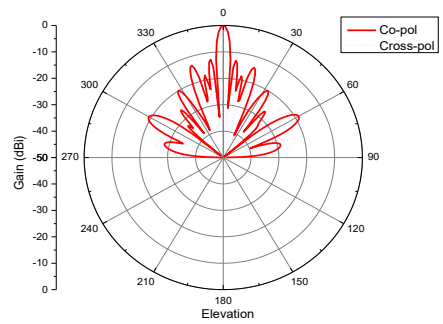
Vertical Port Elevation Plane



Horizontal Port Azimuth Plane



Horizontal Port Elevation Plane

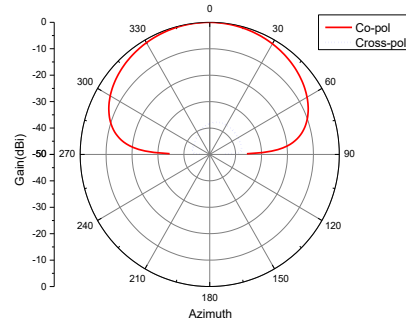


MODEL : SA2312

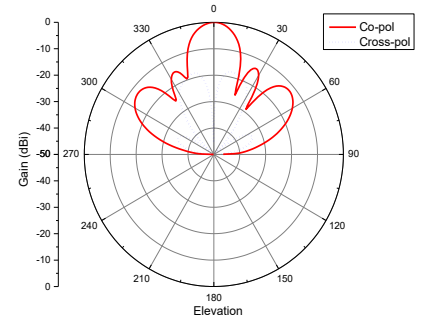
(2.4GHz, 3x3 MiMo)



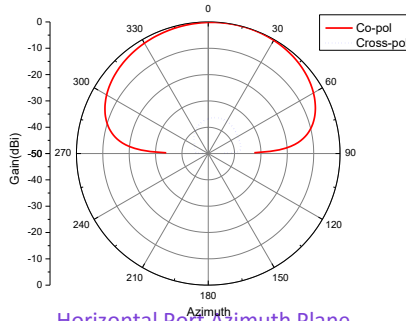
Vertical Port Azimuth Plane



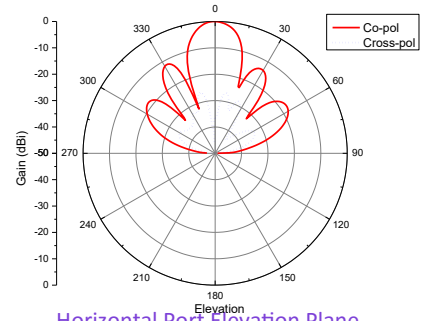
Vertical Port Elevation Plane



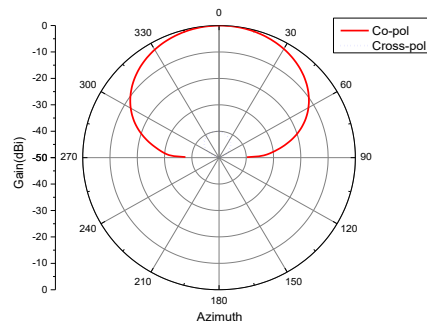
Vertical Port Azimuth Plane



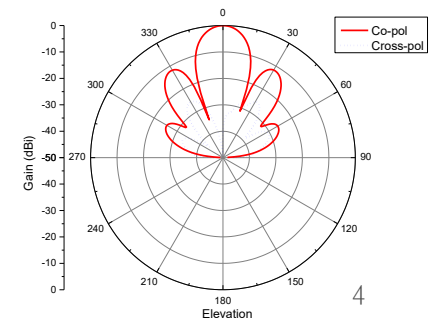
Vertical Port Elevation Plane



Horizontal Port Azimuth Plane



Horizontal Port Elevation Plane



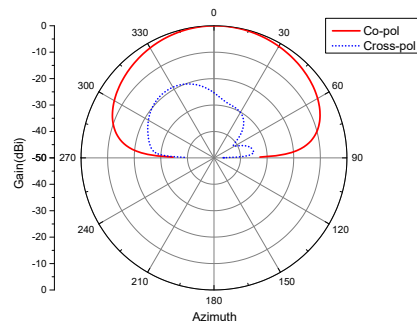
Radio Pattern –continued

MODEL : SA5315

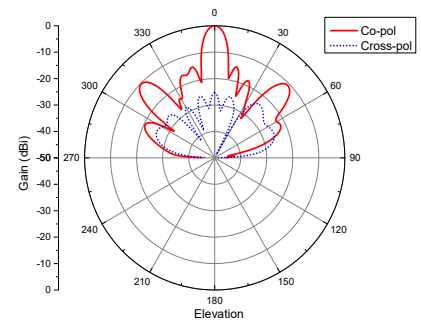
(5GHz, 3x3 MiMo)



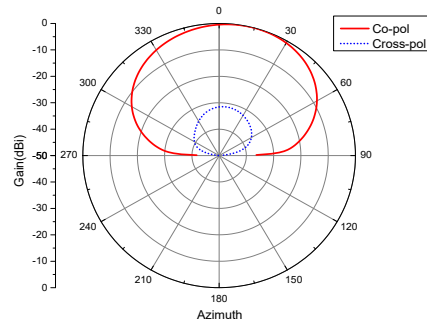
Vertical Port Azimuth Plane



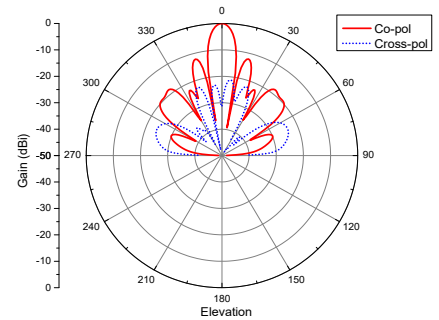
Vertical Port Elevation Plane



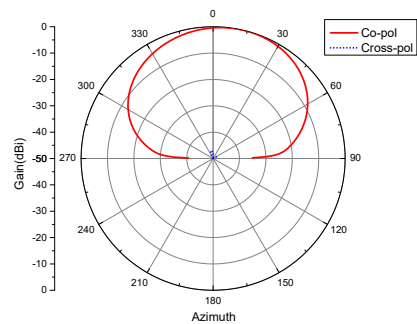
Horizontal Port Azimuth Plane



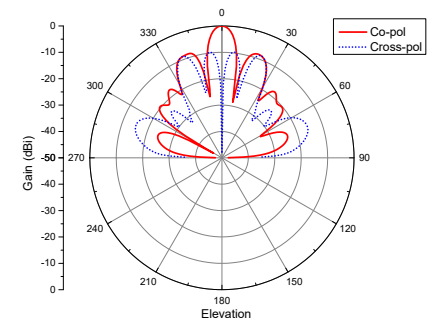
Horizontal Port Elevation Plane



Horizontal Port Azimuth Plane



Horizontal Port Elevation Plane



HQ, Taiwan
www.engeniusnetworks.com

Costa Mesa, California, USA | (+1) 714 432 8668
www.engeniustech.com

Dubai, UAE | (+971) 4 357 5599
www.engenius-me.com

Singapore | (+65) 6227 1088
www.engeniustech.com.sg

Miami, USA | (+1) 305 887 7378
pg.engeniustech.com eg.engeniustech.com

Eindhoven, Netherlands | (+31) 40 8200 888
www.engeniusnetworks.eu

EnGenius®

Features and specifications subject to change without notice. Trademarks and registered trademarks are the property of their respective owners. For United States of America: Copyright © 2015 EnGenius. All rights reserved. Compliant with FCC - This equipment has been tested and found to comply with the limits for a Class B digital device, pursuant to Part 15 of the FCC Rules. These limits are designed to provide reasonable protection against harmful interference in a residential installation. This equipment generates, uses, and can radiate radio frequency energy and, if not installed and used in accordance with the instructions, may cause harmful interference to radio communications. Operation of this equipment in a residential area is likely to cause harmful interference in which case the user will be required to correct the interference at his/her own expense. Prior to installing any surveillance equipment, it is your responsibility to ensure the installation is in compliance with local, state and federal video and audio surveillance and privacy laws.

"UBNT" and "Rocket" are trademarks or registered trademarks of Ubiquiti Networks, Inc., in the United States and in other countries.

V 1.0— 11/13/2015