

Dual Band AC1300 Wave 2 High Performance Wireless Mesh Router

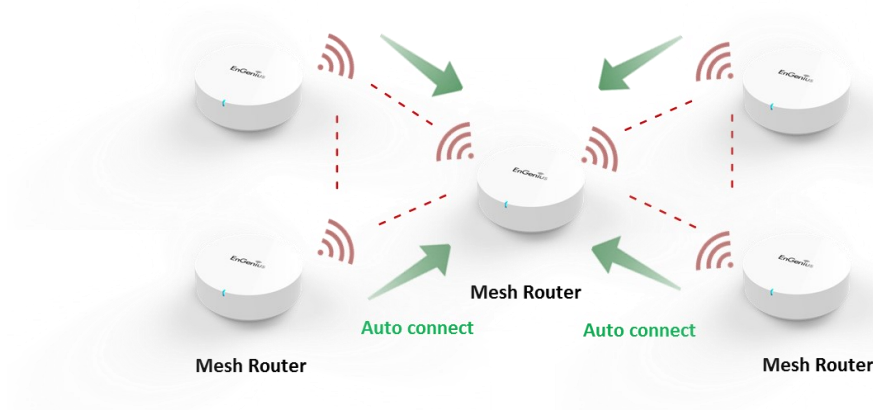
Cutting-edge 802.11ac mesh router for high performance in dense, high-demand network environments.

The EnGenius AC1300 Mesh Router EMR3500 is the latest concept in dual-band, dual-concurrent wireless mesh routing. The EMR3500 is easily managed with simplified configuration, deployment, and recovery capabilities. Just plug your first EMR3500 into your cable or DSL modem and connect to your network with the EnMesh mobile application. Adding additional EMR3500 access points is easy – just connect to a wall outlet, and the access points will auto-connect to your existing network. Enjoy whole-home Wi-Fi coverage in no time.



Features

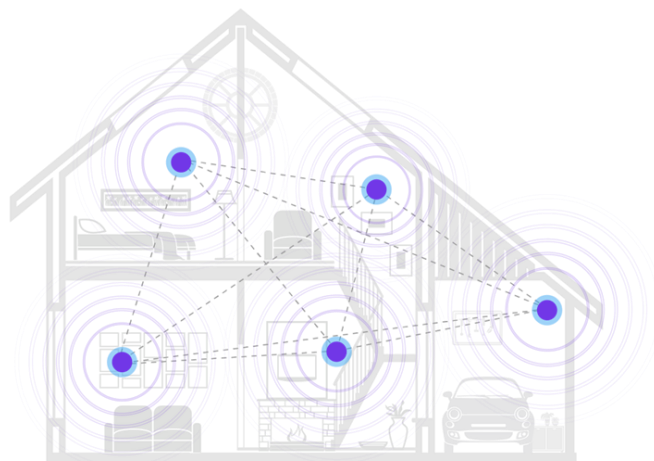
- > IEEE802.11a/b/g/n/ac, Dual-Band & Dual Concurrent
- > Supports up to 867 Mbps on the 5GHz frequency band/400Mbps on 2.4GHz frequency band
- > Easy deploy system with simple configuration via mobile app
- > Built-in 360-degree high performance antenna for whole home wireless coverage
- > Guest network provides Internet connection with restricted access
- > Parental controls for scheduling access times for the Internet and blocking sites
- > Auto-update firmware keeps your device up to date to benefit from the latest service and security enhancements
- > Simple to setup, easy to manage
- > EnMesh mobile APP for easy setup installation
- > EnFile mobile application for easy file storage on the cloud





Whole home Wi-Fi coverage with consistent performance

What is the best choice if a single router signal is not enough to cover your entire home? The EMR3500 is an ideal solution for any challenging home network environment. It extends signal range from an internal high-performance Wi-Fi module, and its high-gain antenna arrays reduce the number of mesh nodes needed to cover your home. No more Wi-Fi dead spots in your home with EnGenius Mesh network solution.




AC Wave 2 technology with High Performance Wi-Fi

EMR3500 is a dual-band, dual-concurrent wireless mesh router with the latest 11AC Wave 2 technology. Total wireless speeds can reach up to 1.3Gbps, two times faster than traditional 802.11n technology. The upgraded throughput will bring smoother wireless performance with greater flexibility and less lag.

Auto-Recovery in Cases of Network Issues

In case of power outages, connection failure, or other problems, the loss of a single EMR3500 node will not impact your network. Other EMR3500 nodes will locate an alternative path and automatically rebuild your network connection. The EMR3500 wireless mesh system allows for multiple nodes with minimal signal loss and can connect up to 8 nodes. It's an ideal Wi-Fi solution for large homes when you need a strong signal in every room.





Easy Setup with the Plug and Play Mesh Network

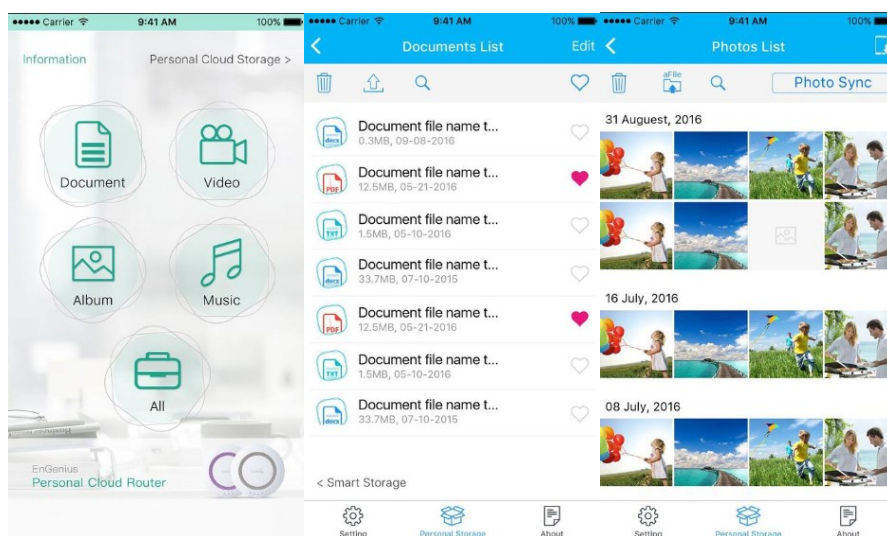
The EnMesh App lets you setup, deploy, and manage your mobile devices without complex installation procedures. The EnMesh App will connect all your discoverable Mesh devices instantly upon power up. You can also use the application to configure and troubleshoot your network.



Connect a USB Storage Device


The EnFile Mobile App enables users to create a private cloud network on EnGenius Cloud Services at no extra charge. You can move your entertainment, workplace, and productivity files onto the cloud to support a fully mobile lifestyle.

Use your smart devices to play music and video, backup photos, and transfer files between a Gateway/Router-attached USB hard drive when at home or on the go. You can also use EnFile to remotely monitor EnGenius Gateway/Router usage and toggle device connectivity from anywhere.





Physical Interface





Technical Specifications

Physical Interface	Wireless Specification
2x 10/100/1000Mbps Ethernet Port (1 WAN/1 LAN)	IEEE802.11ac/a/b/g/n
1x USB 2.0 Port	Wireless Band: 2.4GHz / 5GHz
1x Reset Button	AC1300 Dual Band Internal High Performance antenna
1x DC Jack	2.4GHz Tx Output Power: 20±1 dBm (MAX.)
LED indicator	2.4GHz Rx Sensibility: -85dBm (MAX.)
1 LED indicator with 4 different colors and types	5GHz Tx Output Power: 19±1dBm (MAX.)
White - Mesh and Internet connection status	5GHz Rx Sensibility: -83dBm (MAX.)
Red - No Internet connection or no Mesh connection	(The MAX. Power may be different depending on local regulations)
Orange - Mesh connection signal is weak	Software Features
Package Content	All setup on EnMesh mobile APP
1x EMR3500	Mesh easy connection
1x Power Adapter	Mesh connection status overview
1x Quick Start Guide	Parental Control
1x RJ-45 Ethernet Cable	Guest Network
Hardware Specification	Encryption: WEP / WPA / WPA2 / TKIP / AES
Dimension: 127 x 47.2mm (Diameter x Height)	WAN: PPPoE / Static IP / DHCP
Power Adapter: 12V / 1A	Band steering
Certification	DHCP Server
CE/FCC/NCC/BSMI	URL / IP / Port / ICMP Filtering
Physical/Environment Condition	UID / DDNS / EnGenius DDNS Service
Operation Temp.: 0°C ~ 40°C	UPnP Support
Humidity 90% or less (Non-Condensing)	Remote Control
Storage Temp.: -20°C ~ 60°C	Firmware Upgrade
Humidity 95% or less (Non-condensing)	Airprint server
	Emergency Recovery Page (System failure)
	Backup / Restore Setting
	EnMesh & EnFile Mobile App. (iOS/Android) Supported